

MINUTES OF COUNTY FINANCES
TREASURER'S REPORT

IN THE MATTER OF COUNTY FINANCES
IN THE HANDS OF JERRY YARBROUGH
TREASURER OF LAMB COUNTY, TEXAS

COMMISSIONER'S COURT
LAMB COUNTY, TEXAS
IN REGUAR SESSION,
3RD QUARTER OF 2018

4TH QUARTER, BUDGET YEAR 2017-2018

IN ACCORDANCE with Section 114.026, Local Government Code, we, the undersigned, constituting the entire Commissioners Court of said County, certify that on the 11th day of February, 2019, at the Regular term of Court, we compared and examined the quarterly report of JERRY YARBROUGH, Treasurer of Lamb County, Texas for the 3rd quarter, 2017-2018, and finding the same correct, entered an order in the Minutes approving said Report, which states total cash and other assets on hand as \$ 3,519,842.93.

James M. DeLoach
James M. DeLoach, County Judge

Cory DeBerry
Cory DeBerry, Commissioner Pct. 1

Kent Lewis
Kent Lewis, Commissioner, Pct. 2

Danny Short
Danny Short, Commissioner Pct. 3

Lee Logan
Lee Logan, Commissioner, Pct. 4

SWORN TO AND SUBSCRIBED BEFORE ME, by James M. DeLoach, County Judge, and County Commissioners of said Lamb County, each respectively, on this the 11th day of February, A. D., 2019.


Tonya Ritchie
Attest: Tonya Ritchie, County Clerk

FILED FOR RECORD THIS 11th DAY OF February, A.D. 2019, and recorded on the 11th day of February, A.D. 2019.

Tonya Ritchie
Tonya Ritchie, County Clerk and
Ex-Officio Clerk of the Commissioners
Court in and for Lamb County, Texas

By:

Deputy



QUARTERLY REPORT FOR PERIOD ENDING SEPTEMBER 30, 2018

SUBMITTED TO: COMMISSIONERS' COURT, LAMB COUNTY

PREPARED AND SUBMITTED BY: JERRY YARBROUGH
INVESTMENT OFFICER
COUNTY TREASURER


Signature

This report is made in accordance with provisions of Government Code 2256, the Public Funds Investment Act, which requires quarterly reporting of investment transactions for the county funds to the commissioners' court. The investments held in Lamb County's portfolio comply with the Public Funds Investment Act and with the County's investment policy and strategies.

The cash availability in each account is monitored daily. The goal in each account is to maintain adequate monies to cover usual and customary monthly expenditures in each fund.

LAMB COUNTY

3RD QUARTER

ENDING

SEPTEMBER 30, 2018

QUARTERLY INVESTMENT REPORT

3ND QUARTER 2018

THE CASH IN OUR OPERATING ACCOUNTS (AIM BANK) IS MONITORED DAILY. ALL FUNDS ARE EARNING INTEREST BASED ON THE NINETY DAY TREASURY BILL RATE ADJUSTED MONTHLY ON THE FIRST TUESDAY OF EACH MONTH.

AIM BANK

	<u>Amount on Deposit (All Accts.)</u>	<u>Interest Earned</u>	<u>Rate</u>
July	\$3,718,055.51	\$7,519.38	0.50%
August	\$3,165,299.01	\$6,946.34	0.50%
September	\$2,770,830.11	\$5,485.98	0.50%

Investors Cash Trust

	<u>Amount on Deposit</u>	<u>Interest Earned</u>	<u>Rate</u>
July	\$0.00	\$0.00	0.00%
August	\$0.00	\$0.00	0.00%
September	\$0.00	\$0.00	0.00%

TEXPOOL

	<u>Amount on Deposit</u>	<u>Interest Earned</u>	<u>Rate</u>
July	\$29.29	\$0.00	0.00%
August	\$29.29	\$0.00	0.00%
September	\$29.29	\$0.00	0.00%

Total interest earned for this quarter: \$19,951.70

Total interest earned Year to date: \$81,909.02
October 2017 through September 2018

GENERAL LEDGER

CASH ANALYSIS

ACCOUNT RECAP TOTALS

QUARTERLY REPORT ENDING SEPTEMBER 30, 2018

GENERAL FUNDS & ALL DEPARTMENTS	\$ 3,399,255.28
JPO, TITLE IV-E, LAMB COUNTY 4-H ACTION VCLG & CSCD	\$ 120,587.65
TOTAL	\$ 3,519,842.93

LAMB COUNTY, TEXAS
 CASH & INVESTMENTS BY FUND
 AS OF: SEPTEMBER 30TH, 2018

FUND-ACCT. NO.	ACCOUNT NAME	CASH	INVESTMENTS	FUND TOTAL
010-GENERAL FUND				
=====				
010-1001	CLAIM ON CASH-GENERAL FUND	1,547,849.77		
010-1103	POOLED INVESTMENTS		0.00	
010-1105	TEXPOOL - GENERAL		0.00	
	TOTAL 010-GENERAL FUND	<u>1,547,849.77</u>	<u>0.00</u>	<u>1,547,849.77</u>
021-ROAD & BRIDGE 1				
=====				
021-1001	CLAIM ON CASH-R&B 1	128,513.17		
021-1103	POOLED INVESTMENTS		0.00	
021-1105	TEXPOOL - PRECINCT 1		0.00	
	TOTAL 021-ROAD & BRIDGE 1	<u>128,513.17</u>	<u>0.00</u>	<u>128,513.17</u>
022-ROAD & BRIDGE 2				
=====				
022-1001	CLAIM ON CASH-R&B 2	50,711.76		
022-1103	POOLED INVESTMENTS		0.00	
022-1105	INVESTMENT CD		0.00	
	TOTAL 022-ROAD & BRIDGE 2	<u>50,711.76</u>	<u>0.00</u>	<u>50,711.76</u>
023-ROAD & BRIDGE 3				
=====				
023-1001	CLAIM ON CASH-R&B 3	(26,097.63)		
023-1103	POOLED INVESTMENTS		0.00	
023-1105	INVESTMENT CD		0.00	
	TOTAL 023-ROAD & BRIDGE 3	<u>(26,097.63)</u>	<u>0.00</u>	<u>(26,097.63)</u>
024-ROAD & BRIDGE 4				
=====				
024-1001	CLAIM ON CASH-R&B 4	333,964.97		
024-1103	POOLED INVESTMENTS		0.00	
024-1105	INVESTMENT CD		0.00	
	TOTAL 024-ROAD & BRIDGE 4	<u>333,964.97</u>	<u>0.00</u>	<u>333,964.97</u>
055-LAMB HEALTHCARE CENTER				
=====				
055-1000	HOSPITAL CASH	174,392.47		
055-1001	LAMB CO HOSPITAL CASH	0.00		
055-1103	SECURITY STATE CD		0.00	
055-1105	TEXPOOL - HOSPITAL		0.00	
	TOTAL 055-LAMB HEALTHCARE CENTER	<u>174,392.47</u>	<u>0.00</u>	<u>174,392.47</u>

LAMB COUNTY, TEXAS
 CASH & INVESTMENTS BY FUND
 AS OF: SEPTEMBER 30TH, 2018

FUND-ACCT. NO.	ACCOUNT NAME	CASH	INVESTMENTS	FUND TOTAL
056-BAIL BOND BOARD ACCOUNT				
=====				
056-1001	CLAIM ON CASH-BAIL BOND (APPLI	6,964.10		
TOTAL 056-BAIL BOND BOARD ACCOUNT		6,964.10	0.00	6,964.10
057-JURY FUND				
=====				
057-1001	CLAIM ON CASH-JURY FUND	35,715.86		
057-1103	POOLED INVESTMENTS		0.00	
057-1105	INVESTMENT		0.00	
TOTAL 057-JURY FUND		35,715.86	0.00	35,715.86
059-GRANTS FUND				
=====				
059-1001	CLAIM ON CASH-GRANT FUND	0.00		
TOTAL 059-GRANTS FUND		0.00	0.00	0.00
062-TEXAS CAPITAL FUND GRANT				
=====				
062-1000	TEXAS CAPITAL FUND GRANT CASH	8,517.23		
TOTAL 062-TEXAS CAPITAL FUND GRANT		8,517.23	0.00	8,517.23
063-EDA GRANT				
=====				
063-1001	CLAIM ON CASH-EDA GRANT	0.00		
TOTAL 063-EDA GRANT		0.00	0.00	0.00
083-CHILD ABUSE PREV/FAM PROT				
=====				
083-1001	CLAIM ON CASH-CHILD ABUSE/FAM	5,040.00		
TOTAL 083-CHILD ABUSE PREV/FAM PROT		5,040.00	0.00	5,040.00
084-COURT HOUSE SECURITY				
=====				
084-1001	CLAIM ON CASH-COURT HOUSE SECU	36,073.86		
084-1103	POOLED INVESTMENTS		0.00	
TOTAL 084-COURT HOUSE SECURITY		36,073.86	0.00	36,073.86
085-COMM COURT RECORDS PRES				
=====				
085-1001	CLAIM ON CASH-CC RECORDS PRES	4,953.55		
085-1103	POOLED INVESTMENTS		0.00	
TOTAL 085-COMM COURT RECORDS PRES		4,953.55	0.00	4,953.55

LAMB COUNTY, TEXAS
 CASH & INVESTMENTS BY FUND
 AS OF: SEPTEMBER 30TH, 2018

FUND-ACCT. NO.	ACCOUNT NAME	CASH	INVESTMENTS	FUND TOTAL
086-COUNTY CLERK RECORDS PRES				
=====				
086-1001	CLAIM ON CASH-CO CLERK RECORDS	9,078.75		
086-1103	POOLED INVESTMENTS		0.00	
TOTAL 086-COUNTY CLERK RECORDS PRES		9,078.75	0.00	9,078.75
087-DIST CLERK RECORDS PRES				
=====				
087-1001	CLAIM ON CASH-DIST CLERK RECOR	7,446.06		
087-1103	POOLED INVESTMENTS		0.00	
TOTAL 087-DIST CLERK RECORDS PRES		7,446.06	0.00	7,446.06
088-COUNTY & DISTRICT TECH FU				
=====				
088-1001	CLAIM ON CASH-CO & DIST TECH	3,029.61		
TOTAL 088-COUNTY & DISTRICT TECH FU		3,029.61	0.00	3,029.61
089-DIST COURTS TECH/ARCHIVE				
=====				
089-1001	CLAIM ON CASH-DIST COURT ARCHI	8,668.33		
TOTAL 089-DIST COURTS TECH/ARCHIVE		8,668.33	0.00	8,668.33
131-JP TECHNOLOGY FUND				
=====				
131-1001	CLAIM ON CASH-JP TECHNOLOGY	20,533.11		
131-1103	POOLED INVESTMENTS		0.00	
TOTAL 131-JP TECHNOLOGY FUND		20,533.11	0.00	20,533.11
133-JP SECURITY FUND				
=====				
133-1001	CLAIM ON CASH-JP SECURITY	15,244.71		
133-1103	POOLED INVESTMENTS		0.00	
TOTAL 133-JP SECURITY FUND		15,244.71	0.00	15,244.71
140-JUVENILE PROBATION FUND				
=====				
140-1001	CLAIM ON CASH-JUV PROBATION	(19,839.48)		
140-1003	JPO RESTITUTION ACCT	0.00		
TOTAL 140-JUVENILE PROBATION FUND		(19,839.48)	0.00	(19,839.48)
141-JPO-GRANT FUND				
=====				
141-1001	CLAIM ON CASH-STAND GRANT	(5,493.34)		
TOTAL 141-JPO-GRANT FUND		(5,493.34)	0.00	(5,493.34)

LAMB COUNTY, TEXAS
 CASH & INVESTMENTS BY FUND
 AS OF: SEPTEMBER 30TH, 2018

FUND-ACCT. NO.	ACCOUNT NAME	CASH	INVESTMENTS	FUND TOTAL
142-TITLE IV-E FUND				
=====				
142-1000	IV-E CASH ACCOUNT	51,837.02		
142-1001	CLAIM ON CASH- IV-E	0.00		
	TOTAL 142-TITLE IV-E FUND	<u>51,837.02</u>	<u>0.00</u>	<u>51,837.02</u>
144-JPO-STATE AID				
=====				
144-1001	CLAIM ON CASH-JPO STATE AID	(3,792.36)		
	TOTAL 144-JPO-STATE AID	<u>(3,792.36)</u>	<u>0.00</u>	<u>(3,792.36)</u>
150-CO CLERK ELECTION ADMIN				
=====				
150-1001	CLAIM ON CASH-ELECTION ADMIN	3,933.30		
	TOTAL 150-CO CLERK ELECTION ADMIN	<u>3,933.30</u>	<u>0.00</u>	<u>3,933.30</u>
151-CO CLERK RECORDS ARCHIVE				
=====				
151-1001	CLAIM ON CASH-CO CLERK ARCHIVE	120,462.55		
	TOTAL 151-CO CLERK RECORDS ARCHIVE	<u>120,462.55</u>	<u>0.00</u>	<u>120,462.55</u>
165-TAX A/C- VOTER REG FUND				
=====				
165-1000	CASH-TAX A/C VOTER REG ACCT	0.00		
	TOTAL 165-TAX A/C- VOTER REG FUND	<u>0.00</u>	<u>0.00</u>	<u>0.00</u>
171-VCLG GRANT				
=====				
171-1001	CLAIM ON CASH-VCLG GRANT	(1,370.90)		
	TOTAL 171-VCLG GRANT	<u>(1,370.90)</u>	<u>0.00</u>	<u>(1,370.90)</u>
173-PRE-TRIAL DIVERSION				
=====				
173-1001	CLAIM ON CASH-PRE-TRIAL DIVERS	69,507.83		
173-1103	POOLED INVESTMENTS		0.00	
	TOTAL 173-PRE-TRIAL DIVERSION	<u>69,507.83</u>	<u>0.00</u>	<u>69,507.83</u>
174-DWI VIDEO FUND				
=====				
174-1001	CLAIM ON CASH-DWI VIDEO	4,543.45		
	TOTAL 174-DWI VIDEO FUND	<u>4,543.45</u>	<u>0.00</u>	<u>4,543.45</u>
175-CO ATTY DRUG FORFEITURE				
=====				
175-1000	CO ATTY DRUG FORFEITURE ACCT	67,062.13		
175-1001	CLAIM ON CASH-CA FORFEITURE	(4,367.47)		
	TOTAL 175-CO ATTY DRUG FORFEITURE	<u>62,694.66</u>	<u>0.00</u>	<u>62,694.66</u>

CASH & INVESTMENTS BY FUND

AS OF: SEPTEMBER 30TH, 2018

FUND-ACCT. NO.	ACCOUNT NAME	CASH	INVESTMENTS	FUND TOTAL
176-CO ATTY HOT CK FEE FUND				
=====				
176-1000	CO ATTY HOT CHECK FEE FUND	6,698.31		
176-1001	CLAIM ON CASH-HOT CK FEE FUND	(3,105.71)		
	TOTAL 176-CO ATTY HOT CK FEE FUND	3,592.60	0.00	3,592.60
180-SHERIFF COMMISSARY FUND				
=====				
180-1000	SHERIFF COMMISSARY ACCT	35,495.74		
	TOTAL 180-SHERIFF COMMISSARY FUND	35,495.74	0.00	35,495.74
181-SHERIFF FORFEITURE-STATE				
=====				
181-1000	SHERIFF FORFEITURE-STATE CASH	82,751.03		
	TOTAL 181-SHERIFF FORFEITURE-STATE	82,751.03	0.00	82,751.03
182-SHERIFF FORFEITURE-FEDERA				
=====				
182-1000	SHERIFF FOREFITURE-FED CASH	0.00		
	TOTAL 182-SHERIFF FORFEITURE-FEDERA	0.00	0.00	0.00
190-COUNTY LIBRARY-LITTLEFIEL				
=====				
190-1000	LFD-LAMB CO LIBRARY ADV BOARD	0.00		
190-1001	CLAIM ON CASH-LFD LIBRARY	4,711.22		
	TOTAL 190-COUNTY LIBRARY-LITTLEFIEL	4,711.22	0.00	4,711.22
191-OLTON LIBRARY				
=====				
191-1000	OLTON LIBRARY LOCAL DONATIONS	0.00		
191-1001	CLAIM ON CASH-OLT LIBRARY	4,601.00		
	TOTAL 191-OLTON LIBRARY	4,601.00	0.00	4,601.00
195-HISTORICAL COMMISSION				
=====				
195-1001	CLAIM ON CASH-HISTORICAL COMMI	8.47		
	TOTAL 195-HISTORICAL COMMISSION	8.47	0.00	8.47
301-CAPITAL PROJECTS				
=====				
301-1001	CLAIM ON CASH-CAP PROJECTS	0.00		
301-1103	POOLED INVESTMENTS		0.00	
	TOTAL 301-CAPITAL PROJECTS	0.00	0.00	0.00

CASH & INVESTMENTS BY FUND

AS OF: SEPTEMBER 30TH, 2018

FUND-ACCT. NO.	ACCOUNT NAME	CASH	INVESTMENTS	FUND TOTAL
502-DISTRICT CLERK				
=====				
502-1002	DIST CLERK ACCOUNT	370,427.85		
502-1004	DIST CLERK-CIVIL FEES	34,644.18		
502-1005	DIST CLERK-CRIMINAL FEES	23,999.99		
502-1006	DISTRICT CLERK TRUST ACCOUNTS	23,288.67		
	TOTAL 502-DISTRICT CLERK	452,360.69	0.00	452,360.69
504-COUNTY CLERK				
=====				
504-1002	CO CLERK CASH BOND-CRIMINAL	17,799.90		
504-1004	CO CLERK-GENERAL FUND CASH	(36.00)		
504-1005	CO CLERK-CRIM PARTIAL PMT	17,129.43		
504-1006	CO CLERK-TRUST ACCOUNTS	0.00		
	TOTAL 504-COUNTY CLERK	34,893.33	0.00	34,893.33
505-TAX ACCESSOR/COLLECTOR				
=====				
505-1004	TAX A/C- AUTO ACCT AIM BANK	30,694.09		
505-1005	TAX A/C- AUTO ACCT FIRST UNITE	53.59		
505-1006	TAX A/C-AUTO ACCT HAPPY STATE	85.11		
505-1007	TAX A/C- TAX ACCOUNT	5,234.15		
505-1008	TAX A/C- ESCROW ACCOUNT	1,984.70		
	TOTAL 505-TAX ACCESSOR/COLLECTOR	38,051.64	0.00	38,051.64
506-COUNTY TREASURER				
=====				
506-1002	LAMB CO CAFETERIA PLAN ACCT	10,599.52		
506-1006	SPADE ACCOUNT-GRANT	0.00		
506-1007	CASH-LAMB CO BAIL BONDS ACCT	13,719.95		
506-1008	TREAS CASH BOND ACCOUNT	20,750.00		
	TOTAL 506-COUNTY TREASURER	45,069.47	0.00	45,069.47
507-COUNTY ATTORNEY				
=====				
507-1006	CO ATTY SEIZURE ACCOUNT	19,253.52		
507-1007	CO ATTY TRUST HOT CHECK FUND	1,809.76		
	TOTAL 507-COUNTY ATTORNEY	21,063.28	0.00	21,063.28
509-ADULT PROBATION				
=====				
509-1002	154th J.D. -PTAF CASH ACCOUNT	7,476.00		
509-1004	LAMB COUNTY PTAF-CASH ACCOUNT	0.00		
509-1005	LAMB COUNTY CSCD-CC	0.00		
	TOTAL 509-ADULT PROBATION	7,476.00	0.00	7,476.00

CASH & INVESTMENTS BY FUND
AS OF: SEPTEMBER 30TH, 2018

FUND-ACCT. NO.	ACCOUNT NAME	CASH	INVESTMENTS	FUND TOTAL
511-JUSTICE OF THE PEACE				
=====				
511-1011	JP 1 CASH ACCOUNT	624.48		
511-1012	JP 2 CASH ACCOUNT	0.00		
511-1013	JP 3 CASH ACCOUNT	1,273.02		
511-1014	JP 4 CASH ACCOUNT	430.00		
TOTAL 511-JUSTICE OF THE PEACE		2,327.50	0.00	2,327.50
515-SHERIFF				
=====				
515-1003	SHERIFF BOND FEES-0244716	0.00		
515-1006	SHERIFF SEIZURE-STATE CASH	1.00		
515-1007	SHERIFF PETTY CASH ACCT	0.00		
515-1008	SHERIFF LEASE CASH ACCOUNT	9,728.74		
515-1009	SHERIFF PRISONER TRUST CASH	13,659.92		
515-1010	SHERIFF UNCLAIMED PRISONER ACC	0.00		
515-1011	SHERIFF TRUST ACCOUNT	1,341.83		
515-1013	SHERIFF TOYS FOR KIDS CASH ACC	10,353.15		
TOTAL 515-SHERIFF		35,084.64	0.00	35,084.64
600-CSCD-BASIC SUPERVISION				
=====				
600-1000	CSCD CASH-AIM BANK	0.00		
600-1001	CLAIM ON CASH-CSCD BASIC SUPER	77,616.10		
TOTAL 600-CSCD-BASIC SUPERVISION		77,616.10	0.00	77,616.10
601-CSCD-CCP COMMUNITY CORRE				
=====				
601-1001	CLAIM ON CASH-CSCD CCP COMMUNI	(1,740.05)		
TOTAL 601-CSCD-CCP COMMUNITY CORRE		(1,740.05)	0.00	(1,740.05)
603-CSCD-DP				
=====				
603-1001	CLAIM ON CASH-DP	23,370.66		
TOTAL 603-CSCD-DP		23,370.66	0.00	23,370.66
801-DEBT SERVICE				
=====				
801-1001	CLAIM ON CASH-DEBT SERVICE	27.20		
801-1103	POOLED INVESTMENTS		0.00	
801-1105	DEBT SERVICE INVESTMENT		0.00	
TOTAL 801-DEBT SERVICE		27.20	0.00	27.20
TOTAL CASH & INVESTMENTS				
		3,519,842.93	0.00	3,519,842.93
		=====	=====	=====

*** END OF REPORT ***

		BEGINNING BALANCE	TOTAL DEBITS	TOTAL CREDITS	ENDING BALANCE	AVERAGE DAILY BALANCE
GENERAL FUND						
010-1001	CLAIM ON CASH-GE	2,743,624.11	1,408,118.98	2,603,893.32CR	1,547,849.77	2,083,230.43
010-1105	TEXPOOL - GENERA	0.00	0.00	0.00	0.00	0.00
	FUND 010 TOTAL	2,743,624.11	1,408,118.98	2,603,893.32CR	1,547,849.77	2,083,230.43
ROAD & BRIDGE 1						
021-1001	CLAIM ON CASH-R&	208,490.88	27,265.35	107,243.06CR	128,513.17	173,895.35
021-1105	TEXPOOL - PRECIN	0.00	0.00	0.00	0.00	0.00
	FUND 021 TOTAL	208,490.88	27,265.35	107,243.06CR	128,513.17	173,895.35
ROAD & BRIDGE 2						
022-1001	CLAIM ON CASH-R&	130,577.52	26,500.50	106,366.26CR	50,711.76	91,856.25
	FUND 022 TOTAL	130,577.52	26,500.50	106,366.26CR	50,711.76	91,856.25
ROAD & BRIDGE 3						
023-1001	CLAIM ON CASH-R&	9,845.60	75,887.29	111,830.52CR	26,097.63CR	3,110.06
	FUND 023 TOTAL	9,845.60	75,887.29	111,830.52CR	26,097.63CR	3,110.06
ROAD & BRIDGE 4						
024-1001	CLAIM ON CASH-R&	390,677.11	27,269.25	83,981.39CR	333,964.97	363,432.57
	FUND 024 TOTAL	390,677.11	27,269.25	83,981.39CR	333,964.97	363,432.57
LAMB HEALTHCARE CENTER						
055-1000	HOSPITAL CASH	342,700.96	3,647,102.66	3,815,411.15CR	174,392.47	185,183.76
055-1105	TEXPOOL - HOSPIT	0.00	0.00	0.00	0.00	0.00
	FUND 055 TOTAL	342,700.96	3,647,102.66	3,815,411.15CR	174,392.47	185,183.76
BAIL BOND BOARD ACCOUNT						
056-1001	CLAIM ON CASH-BA	6,438.13	525.97	0.00	6,964.10	6,489.24
	FUND 056 TOTAL	6,438.13	525.97	0.00	6,964.10	6,489.24
JURY FUND						
057-1001	CLAIM ON CASH-JU	33,614.33	12,451.53	10,350.00CR	35,715.86	34,530.42
	FUND 057 TOTAL	33,614.33	12,451.53	10,350.00CR	35,715.86	34,530.42

		BEGINNING BALANCE	TOTAL DEBITS	TOTAL CREDITS	ENDING BALANCE	AVERAGE DAILY BALANCE
GRANTS FUND						
059-1001	CLAIM ON CASH-GR	31,102.90CR	66,850.16	35,747.26CR	0.00	9,804.18CR
	FUND 059 TOTAL	31,102.90CR	66,850.16	35,747.26CR	0.00	9,804.18CR
LIBRARY GRANTS						
060-1001	CLAIM ON CASH-LI	0.00	0.00	0.00	0.00	0.00
	FUND 060 TOTAL	0.00	0.00	0.00	0.00	0.00
EMERGENCY FOOD & SHELTER						
061-1000	PUBLIC ASST FOOD	0.00	0.00	0.00	0.00	0.00
	FUND 061 TOTAL	0.00	0.00	0.00	0.00	0.00
TEXAS CAPITAL FUND GRANT						
062-1000	TEXAS CAPITAL FU	8,517.23	0.00	0.00	8,517.23	8,517.23
	FUND 062 TOTAL	8,517.23	0.00	0.00	8,517.23	8,517.23
EDA GRANT						
063-1001	CLAIM ON CASH-ED	0.00	0.00	0.00	0.00	0.00
	FUND 063 TOTAL	0.00	0.00	0.00	0.00	0.00
CHILD ABUSE PREV/FAM PROT						
083-1001	CLAIM ON CASH-CH	4,875.00	165.00	0.00	5,040.00	4,933.37
	FUND 083 TOTAL	4,875.00	165.00	0.00	5,040.00	4,933.37
COURT HOUSE SECURITY						
084-1001	CLAIM ON CASH-CO	34,714.79	1,523.89	164.82CR	36,073.86	35,259.89
	FUND 084 TOTAL	34,714.79	1,523.89	164.82CR	36,073.86	35,259.89
COMM COURT RECORDS PRES						
085-1001	CLAIM ON CASH-CC	3,953.34	1,000.21	0.00	4,953.55	4,422.82
	FUND 085 TOTAL	3,953.34	1,000.21	0.00	4,953.55	4,422.82

		BEGINNING BALANCE	TOTAL DEBITS	TOTAL CREDITS	ENDING BALANCE	AVERAGE DAILY BALANCE
COUNTY CLERK RECORDS PRES						
086-1001	CLAIM ON CASH-CO	9,451.43	5,371.36	5,744.04CR	9,078.75	8,305.66
	FUND 086 TOTAL	9,451.43	5,371.36	5,744.04CR	9,078.75	8,305.66
DIST CLERK RECORDS PRES						
087-1001	CLAIM ON CASH-DI	7,294.04	152.02	0.00	7,446.06	7,356.54
	FUND 087 TOTAL	7,294.04	152.02	0.00	7,446.06	7,356.54
COUNTY & DISTRICT TECH FU						
088-1001	CLAIM ON CASH-CO	2,945.69	83.92	0.00	3,029.61	2,993.99
	FUND 088 TOTAL	2,945.69	83.92	0.00	3,029.61	2,993.99
DIST COURTS TECH/ARCHIVE						
089-1001	CLAIM ON CASH-DI	8,364.34	303.99	0.00	8,668.33	8,493.05
	FUND 089 TOTAL	8,364.34	303.99	0.00	8,668.33	8,493.05
JP TECHNOLOGY FUND						
131-1001	CLAIM ON CASH-JP	19,592.67	940.44	0.00	20,533.11	19,979.24
	FUND 131 TOTAL	19,592.67	940.44	0.00	20,533.11	19,979.24
JP SECURITY FUND						
133-1001	CLAIM ON CASH-JP	14,976.83	267.88	0.00	15,244.71	15,089.95
	FUND 133 TOTAL	14,976.83	267.88	0.00	15,244.71	15,089.95
CO CLERK ELECTION ADMIN						
150-1001	CLAIM ON CASH-EL	3,917.50	15.80	0.00	3,933.30	3,925.45
	FUND 150 TOTAL	3,917.50	15.80	0.00	3,933.30	3,925.45
CO CLERK RECORDS ARCHIVE						
151-1001	CLAIM ON CASH-CO	114,893.25	5,569.30	0.00	120,462.55	117,640.03
	FUND 151 TOTAL	114,893.25	5,569.30	0.00	120,462.55	117,640.03

		BEGINNING BALANCE	TOTAL DEBITS	TOTAL CREDITS	ENDING BALANCE	AVERAGE DAILY BALANCE
TAX A/C- VOTER REG FUND						
165-1000	CASH-TAX A/C VOT	7.02	1,219.88	1,226.90CR	0.00	18.76
	FUND 165 TOTAL	7.02	1,219.88	1,226.90CR	0.00	18.76
PRE-TRIAL DIVERSION						
173-1001	CLAIM ON CASH-PR	66,958.54	5,614.43	3,065.14CR	69,507.83	69,118.71
	FUND 173 TOTAL	66,958.54	5,614.43	3,065.14CR	69,507.83	69,118.71
DWI VIDEO FUND						
174-1001	CLAIM ON CASH-DW	4,443.10	100.35	0.00	4,543.45	4,508.40
	FUND 174 TOTAL	4,443.10	100.35	0.00	4,543.45	4,508.40
CO ATTY DRUG FORFEITURE						
175-1000	CO ATTY DRUG FOR	55,139.77	43,438.65	31,516.29CR	67,062.13	59,157.02
175-1001	CLAIM ON CASH-CA	4,367.47CR	0.00	0.00	4,367.47CR	4,367.47CR
	FUND 175 TOTAL	50,772.30	43,438.65	31,516.29CR	62,694.66	54,789.55
CO ATTY HOT CK FEE FUND						
176-1000	CO ATTY HOT CHEC	6,698.31	0.00	0.00	6,698.31	6,698.31
176-1001	CLAIM ON CASH-HO	3,105.71CR	0.00	0.00	3,105.71CR	3,105.71CR
	FUND 176 TOTAL	3,592.60	0.00	0.00	3,592.60	3,592.60
SHERIFF COMMISSARY FUND						
180-1000	SHERIFF COMMISSA	35,495.74	0.00	0.00	35,495.74	35,495.74
	FUND 180 TOTAL	35,495.74	0.00	0.00	35,495.74	35,495.74
SHERIFF FORFEITURE-STATE						
181-1000	SHERIFF FORFEITU	82,598.10	152.93	0.00	82,751.03	82,701.16
	FUND 181 TOTAL	82,598.10	152.93	0.00	82,751.03	82,701.16
SHERIFF FORFEITURE-FEDERA						
182-1000	SHERIFF FOREFITU	0.00	0.00	0.00	0.00	0.00
	FUND 182 TOTAL	0.00	0.00	0.00	0.00	0.00

DATES: 7/01/2018- 9/30/2018

		BEGINNING	TOTAL	TOTAL	ENDING	AVERAGE
		BALANCE	DEBITS	CREDITS	BALANCE	DAILY
						BALANCE
COUNTY LIBRARY-LITTLEFIEL						
190-1000	LFD-LAMB CO LIBR	0.00	0.00	0.00	0.00	0.00
190-1001	CLAIM ON CASH-LF	4,125.76	890.46	305.00CR	4,711.22	4,339.40
	FUND 190 TOTAL	4,125.76	890.46	305.00CR	4,711.22	4,339.40
OLTON LIBRARY						
191-1000	OLTON LIBRARY LO	0.00	0.00	0.00	0.00	0.00
191-1001	CLAIM ON CASH-OL	4,829.97	37.85	266.82CR	4,601.00	4,598.95
	FUND 191 TOTAL	4,829.97	37.85	266.82CR	4,601.00	4,598.95
HISTORICAL COMMISSION						
195-1001	CLAIM ON CASH-HI	8.47	0.00	0.00	8.47	8.47
	FUND 195 TOTAL	8.47	0.00	0.00	8.47	8.47
CAPITAL PROJECTS						
301-1001	CLAIM ON CASH-CA	0.00	0.00	0.00	0.00	0.00
	FUND 301 TOTAL	0.00	0.00	0.00	0.00	0.00
DISTRICT CLERK						
502-1002	DIST CLERK ACCOU	367,577.85	2,850.00	0.00	370,427.85	367,887.63
502-1004	DIST CLERK-CIVIL	30,223.68	4,420.50	0.00	34,644.18	31,662.92
502-1005	DIST CLERK-CRIMI	18,801.35	5,198.64	0.00	23,999.99	21,589.65
502-1006	DISTRICT CLERK T	23,288.67	0.00	0.00	23,288.67	23,288.67
	FUND 502 TOTAL	439,891.55	12,469.14	0.00	452,360.69	444,428.87
COUNTY CLERK						
504-1002	CO CLERK CASH BO	17,594.90	205.00	0.00	17,799.90	17,766.48
504-1003	CO CLERK CASH BO	0.00	0.00	0.00	0.00	0.00
504-1004	CO CLERK-GENERAL	36.00CR	0.00	0.00	36.00CR	36.00CR
504-1005	CO CLERK-CRIM PA	11,563.79	5,565.64	0.00	17,129.43	12,751.93
504-1006	CO CLERK-TRUST A	0.00	0.00	0.00	0.00	0.00
	FUND 504 TOTAL	29,122.69	5,770.64	0.00	34,893.33	30,482.41
TAX ACCESSOR/COLLECTOR						
505-1004	TAX A/C- AUTO AC	30,694.09	0.00	0.00	30,694.09	30,694.09

DATES: 7/01/2018- 9/30/2018

		BEGINNING BALANCE	TOTAL DEBITS	TOTAL CREDITS	ENDING BALANCE	AVERAGE DAILY BALANCE
505-1005	TAX A/C- AUTO AC	563.34	2,271.75	2,781.50CR	53.59	197.84
505-1006	TAX A/C-AUTO ACC	89.11	7,650.25	7,654.25CR	85.11	271.79
505-1007	TAX A/C- TAX ACC	5,269.13	384.89	419.87CR	5,234.15	5,280.31
505-1008	TAX A/C- ESCROW	1,973.52	11.18	0.00	1,984.70	1,977.29
FUND 505 TOTAL		38,589.19	10,318.07	10,855.62CR	38,051.64	38,421.32
COUNTY TREASURER						
506-1002	LAMB CO CAFETERI	4,757.49	41,754.39	35,912.36CR	10,599.52	9,863.77
506-1006	SPADE ACCOUNT-GR	0.00	0.00	0.00	0.00	0.00
506-1007	CASH-LAMB CO BAI	13,642.48	77.47	0.00	13,719.95	13,668.55
506-1008	TREAS CASH BOND	28,500.00	1,500.00	9,250.00CR	20,750.00	24,864.13
FUND 506 TOTAL		46,899.97	43,331.86	45,162.36CR	45,069.47	48,396.45
COUNTY ATTORNEY						
507-1006	CO ATTY SEIZURE	60,153.52	1,968.97	42,868.97CR	19,253.52	45,559.41
507-1007	CO ATTY TRUST HO	1,809.76	0.00	0.00	1,809.76	1,809.76
FUND 507 TOTAL		61,963.28	1,968.97	42,868.97CR	21,063.28	47,369.17
ADULT PROBATION						
509-1002	154th J.D. -PTAF	8,241.00	1,235.00	2,000.00CR	7,476.00	8,264.59
509-1004	LAMB COUNTY PTAF	0.00	0.00	0.00	0.00	0.00
FUND 509 TOTAL		8,241.00	1,235.00	2,000.00CR	7,476.00	8,264.59
JUSTICE OF THE PEACE						
511-1011	JP 1 CASH ACCOUN	750.48	5,339.00	5,465.00CR	624.48	1,494.72
511-1012	JP 2 CASH ACCOUN	0.00	200.00	200.00CR	0.00	0.00
511-1013	JP 3 CASH ACCOUN	832.32	34,817.61	34,376.91CR	1,273.02	1,492.90
511-1014	JP 4 CASH ACCOUN	0.00	24,937.66	24,507.66CR	430.00	2,825.47
FUND 511 TOTAL		1,582.80	65,294.27	64,549.57CR	2,327.50	5,813.09
SHERIFF						
515-1003	SHERIFF BOND FEE	0.00	0.00	0.00	0.00	0.00
515-1006	SHERIFF SEIZURE-	1.00	1,395.97	1,395.97CR	1.00	1.00
515-1007	SHERIFF PETTY CA	0.00	0.00	0.00	0.00	0.00
515-1008	SHERIFF LEOSE CA	9,710.76	52.10	34.12CR	9,728.74	9,722.88
515-1009	SHERIFF PRISONER	12,913.85	3,865.67	3,119.60CR	13,659.92	13,605.54

		BEGINNING BALANCE	TOTAL DEBITS	TOTAL CREDITS	ENDING BALANCE	AVERAGE DAILY BALANCE
515-1010	SHERIFF UNCLAI ME	0.00	0.00	0.00	0.00	0.00
515-1011	SHERIFF TRUST AC	1,341.83	0.00	0.00	1,341.83	1,341.83
515-1013	SHERIFF TOYS FOR	10,334.02	19.13	0.00	10,353.15	10,346.91
FUND 515 TOTAL		34,301.46	5,332.87	4,549.69CR	35,084.64	35,018.16
DEBT SERVICE						
801-1001	CLAIM ON CASH-DE	14.36	12.84	0.00	27.20	24.01
FUND 801 TOTAL		14.36	12.84	0.00	27.20	24.01
REPORT TOTALS		4,981,799.75	5,504,553.71	7,087,098.18CR	3,399,255.28	4,086,230.93
		=====	=====	=====	=====	=====

SELECTION CRITERIA

PRINT CURRENT

FUND: Exclude: 999
ACCOUNT TYPE: ALL CASH
TRANSACTION DATES: 7/01/2018 THRU 9/30/2018
PERIOD 13: EXCLUDE

PRINT OPTIONS

REPORT TYPE: SUMMARY
RECAP ONLY: YES
DESCRIPTIONS: NO

*** END OF REPORT ***

DATES: 7/01/2018- 9/30/2018

		BEGINNING BALANCE	TOTAL DEBITS	TOTAL CREDITS	ENDING BALANCE	AVERAGE DAILY BALANCE
JUVENILE PROBATION FUND						
140-1000	JUVENILE PROB CA	0.00	0.00	0.00	0.00	0.00
140-1001	CLAIM ON CASH-JU	11,312.53CR	80,740.92	89,267.87CR	19,839.48CR	28,983.30CR
140-1003	JPO RESTITUTION	100.00	300.00	400.00CR	0.00	108.70
140-1004	JPO-4-H ACTION F	0.00	0.00	0.00	0.00	0.00
	FUND 140 TOTAL	11,212.53CR	81,040.92	89,667.87CR	19,839.48CR	28,874.60CR
JPO-GRANT FUND						
141-1000	CASH-STAND ACCOU	0.00	0.00	0.00	0.00	0.00
141-1001	CLAIM ON CASH-ST	18,669.22CR	44,416.64	31,240.76CR	5,493.34CR	29,482.65CR
	FUND 141 TOTAL	18,669.22CR	44,416.64	31,240.76CR	5,493.34CR	29,482.65CR
TITLE IV-E FUND						
142-1000	IV-E CASH ACCOUN	51,916.78	293.68	373.44CR	51,837.02	51,930.74
142-1001	CLAIM ON CASH- I	0.00	0.00	0.00	0.00	0.00
	FUND 142 TOTAL	51,916.78	293.68	373.44CR	51,837.02	51,930.74
LAMB COUNTY 4-H ACTION						
143-1000	LAMB COUNTY 4H A	0.00	0.00	0.00	0.00	0.00
	FUND 143 TOTAL	0.00	0.00	0.00	0.00	0.00
JPO-STATE AID						
144-1001	CLAIM ON CASH-JP	9,407.23	13,699.82	26,899.41CR	3,792.36CR	5,787.17
	FUND 144 TOTAL	9,407.23	13,699.82	26,899.41CR	3,792.36CR	5,787.17
VCLG GRANT						
171-1001	CLAIM ON CASH-VC	261.19	5,234.38	6,866.47CR	1,370.90CR	895.87CR
	FUND 171 TOTAL	261.19	5,234.38	6,866.47CR	1,370.90CR	895.87CR
CSCD-CCP COMMUNITY CORRE						
601-1001	CLAIM ON CASH-CS	6,703.03	2,873.57	11,316.65CR	1,740.05CR	2,168.01
	FUND 601 TOTAL	6,703.03	2,873.57	11,316.65CR	1,740.05CR	2,168.01

	BEGINNING BALANCE	TOTAL DEBITS	TOTAL CREDITS	ENDING BALANCE	AVERAGE DAILY BALANCE
CSCD-DP 603-1001					
CLAIM ON CASH-DP	27,601.31	0.00	4,230.65CR	23,370.66	25,361.10
FUND 603 TOTAL	<u>27,601.31</u>	<u>0.00</u>	<u>4,230.65CR</u>	<u>23,370.66</u>	<u>25,361.10</u>
REPORT TOTALS	<u>66,007.79</u>	<u>147,559.01</u>	<u>170,595.25CR</u>	<u>42,971.55</u>	<u>25,993.90</u>

SELECTION CRITERIA

PRINT CURRENT

FUND: Exclude: 600
ACCOUNT TYPE: ALL CASH
TRANSACTION DATES: 7/01/2018 THRU 9/30/2018
PERIOD 13: INCLUDE

PRINT OPTIONS

REPORT TYPE: SUMMARY
RECAP ONLY: YES
DESCRIPTIONS: NO

*** END OF REPORT ***

		BEGINNING	TOTAL	TOTAL	ENDING	AVERAGE
		BALANCE	DEBITS	CREDITS	BALANCE	DAILY
						BALANCE
CSCD-BASIC SUPERVISION						
600-1000	CSCD CASH-AIM BA	0.00	0.00	0.00	0.00	0.00
600-1001	CLAIM ON CASH-CS	92,243.33	32,748.91	47,376.14CR	77,616.10	87,581.16
	FUND 600 TOTAL	92,243.33	32,748.91	47,376.14CR	77,616.10	87,581.16
	REPORT TOTALS	92,243.33	32,748.91	47,376.14CR	77,616.10	87,581.16
=====						

SELECTION CRITERIA

PRINT CURRENT

FUND: Include: 600
ACCOUNT TYPE: ALL CASH
TRANSACTION DATES: 7/01/2018 THRU 9/30/2018
PERIOD 13: EXCLUDE

PRINT OPTIONS

REPORT TYPE: SUMMARY
RECAP ONLY: YES
DESCRIPTIONS: NO

*** END OF REPORT ***

Investment Portfolio Pledged Securities
 AIM BANK
 LITTLEFIELD, TX

In Trader (pledged)
 Last : 06/30/2018
 As-of: 07/31/2018
 ZAIM 1018373

Sec ID	Ticket	Security Description Line 1	Rate	Safekeeping Agent	Maturity	Grp	Original Face S & P	Paid/Curr Face	Moody	Pledged	Book Value	Market Value
PLEGGED TO: Iambc												
*LAMB COUNTY												
TIB	164039076	FNMA #AH5614	3.5	THE INDEPENDENT BANKERSBANK	02/01/2026	305	2,610,000.00	614,198.07		07/26/2018	628,140.46	
TIB	164038151	FNMA #AL4195	3.5	THE INDEPENDENT BANKERSBANK	06/01/2027	305	5,425,000.00	1,561,902.15		07/26/2018	620,962.87	
TIB	163004673	FNMA #AL7281	3	THE INDEPENDENT BANKERSBANK	09/01/2030	305	3,000,000.00	1,874,116.50		07/26/2018	1,577,896.17	
TIB	164029772	FNMA #AP7539	3	THE INDEPENDENT BANKERSBANK	09/01/2027	305	819,748.93	2,450,000.00		07/26/2018	1,865,316.32	
TIB	164024221	FNMA #890329	4	THE INDEPENDENT BANKERSBANK	04/01/2026	305	1,775,000.00	365,246.67		04/09/2013	386,450.09	
TIB	164024221	FNMA #MA0695	4	THE INDEPENDENT BANKERSBANK	04/01/2031	305	900,000.00	197,427.31		02/04/2013	375,318.06	
TIB	213001967	FNMA #MA1322	4	THE INDEPENDENT BANKERSBANK	01/01/2023	305	1,452,000.00	297,500.32		07/26/2018	212,271.87	
TIB	164033938	ALABAMA FED AID HWY FIN AUTH S	3	THE INDEPENDENT BANKERSBANK	09/01/2035	400	750,000.00	750,000.00	Aa1	07/26/2018	299,989.46	
TIB	163004787	REVBDS	5	THE INDEPENDENT BANKERSBANK	02/15/2035	400	500,000.00	500,000.00	Aaa	12/01/2016	842,611.30	
TIB	018106KFO	ALLEN TX ISD CALL	5	THE INDEPENDENT BANKERSBANK	09/01/2032	400	610,000.00	610,000.00	AA	07/26/2018	864,637.50	
TIB	204070344	GO	4	THE INDEPENDENT BANKERSBANK	09/01/2032	400	610,000.00	610,000.00	AA	07/26/2018	574,275.51	
TIB	413951HZ0	HARRIS CO TX MUD #304 BQ CALL	4	THE INDEPENDENT BANKERSBANK	09/01/2032	400	610,000.00	610,000.00	AA	07/13/2016	569,275.00	
TIB	3137BLVZ8	FHMS KJ02 A2	2.597	THE INDEPENDENT BANKERSBANK	09/25/2020	850	373,409.98			05/02/2016	635,631.55	
TIB	158016054										640,079.10	
TIB											378,004.34	
TIB											370,503.32	
TOTAL FOR PLEDGE ID Iambc												
Pledged: 11												
Orig Face: 20,472,000.00												
Current Face: 7,963,549.93												
Market: 8,202,451.56												
Book: 8,348,769.02												

The information contained herein, while believed to be reliable, is not guaranteed.
 For assistance please contact TIB Investment Portfolio (866) 308-4842.



Investment Portfolio Pledged Securities
 AIM BANK
 LITTLEFIELD, TX

InTrader (pledged)
 Last : 07/31/2018
 As-of: 08/31/2018
 ZAIM 1018373

Sec ID Loc	Ticket	Security Description Line 1 Security Description Line 2	Safeguarding Agent Rate	Maturity	Gpr	Original Face S & P Par/Curr Face Moody	Priced Pledged	Book Value Market Value
PLEGGED TO: lambc *LAMB COUNTY								
TIB	164039076	FNMA #AH5614	THE INDEPENDENT BANKERSBANK	02/01/2026	305	2,610,000.00	08/28/2018	615,617.58
TIB	164039076	FNMA #AL4195	THE INDEPENDENT BANKERSBANK	06/01/2027	305	602,320.77	07/08/2015	609,692.57
TIB	164038151	FNMA #AL7281	THE INDEPENDENT BANKERSBANK	09/01/2030	305	5,425,000.00	08/28/2018	1,555,095.28
TIB	163004673	FNMA #AP7539	THE INDEPENDENT BANKERSBANK	09/01/2027	305	1,524,081.81	12/19/2014	1,541,448.66
TIB	164029772	FNMA #890329	THE INDEPENDENT BANKERSBANK	04/01/2026	305	3,000,000.00	08/28/2018	1,908,641.98
TIB	164024221	FNMA #MA0695	THE INDEPENDENT BANKERSBANK	04/01/2031	305	1,844,303.16	11/01/2016	1,839,625.40
TIB	213001967	FNMA #MA1322	THE INDEPENDENT BANKERSBANK	09/01/2027	305	2,450,000.00	08/28/2018	844,567.47
TIB	164024221	FNMA #MA0695	THE INDEPENDENT BANKERSBANK	04/01/2026	305	808,984.46	11/26/2013	808,920.91
TIB	164024221	FNMA #MA0695	THE INDEPENDENT BANKERSBANK	04/01/2026	305	1,775,000.00	08/28/2018	376,925.18
TIB	164024221	FNMA #MA0695	THE INDEPENDENT BANKERSBANK	04/01/2026	305	356,380.13	04/09/2013	366,283.18
TIB	164024221	FNMA #MA0695	THE INDEPENDENT BANKERSBANK	04/01/2026	305	900,000.00	08/28/2018	209,309.10
TIB	164024221	FNMA #MA0695	THE INDEPENDENT BANKERSBANK	04/01/2026	305	194,723.30	02/04/2013	199,939.35
TIB	164033938	ALABAMA FED AID HWY FIN AUTH S REV BDS 2016	THE INDEPENDENT BANKERSBANK	01/01/2023	305	1,452,000.00	08/28/2018	290,685.11
TIB	163004787	ALLEN TX ISD CALL	THE INDEPENDENT BANKERSBANK	09/01/2035	400	288,384.75	04/09/2014	289,670.25
TIB	204070344	GO	THE INDEPENDENT BANKERSBANK	02/15/2035	400	750,000.00 Aa1	08/28/2018	841,774.45
TIB	204056765	HARRIS CO TX MUD #304 80 CALL	THE INDEPENDENT BANKERSBANK	09/01/2032	400	500,000.00 Aaa	12/01/2016	862,380.00
TIB	3137BLVZ8	GO	THE INDEPENDENT BANKERSBANK	09/01/2032	400	610,000.00 AA	08/28/2018	573,536.69
TIB	158016054	FHMS K402 A2	THE INDEPENDENT BANKERSBANK	09/25/2020	850	1,000,000.00	07/13/2016	568,910.00
TOTAL FOR PLEDGE ID lambc Pledged: 11 Orig Face: 20,472,000.00 Current Face: 7,852,010.43 Market: 8,096,867.07 Book: 8,228,588.97								

The information contained herein, while believed to be reliable, is not guaranteed.
 For assistance please contact TIB Investment Portfolio (866) 308-4842.



Investment Portfolio Pledged Securities
 AIM BANK
 LITTLEFIELD, TX

InTrader (pledged)
 Last: 08/31/2018
 As-of: 09/30/2018
 ZAIM 1018373

Sec ID	Ticket	Security Description Line 1	Safeguarding Agent	Rate	Maturity	Grp	Original Face S & P	Priced Pledged	Book Value Market Value
PLEDGED TO: lambc									
*LAMB COUNTY									
3138A7GV8	164039076	FNMA #AH5614	THE INDEPENDENT BANKERSBANK	3.5	02/01/2026	305	2,610,000.00	09/25/2018	597,236.97
3138ELLV3	164038151	FNMA #AL4195	THE INDEPENDENT BANKERSBANK	3.5	06/01/2027	305	5,425,000.00	09/25/2018	588,244.08
3138EQCT7	163004673	FNMA #AL7281	THE INDEPENDENT BANKERSBANK	3	09/01/2030	305	1,490,139.54	12/19/2014	1,519,603.78
3138MBLV6	164029772	FNMA #AP7539	THE INDEPENDENT BANKERSBANK	3	09/01/2027	305	3,000,000.00	09/25/2018	1,497,655.37
31410LEA6	164024221	FNMA #890329	THE INDEPENDENT BANKERSBANK	4	04/01/2026	305	1,808,874.99	11/01/2016	1,870,716.29
31417YXZ5	213001967	FNMA #MA0695	THE INDEPENDENT BANKERSBANK	4	04/01/2031	305	2,450,000.00	09/25/2018	1,790,900.47
31418APG7	164033938	FNMA #MA1322	THE INDEPENDENT BANKERSBANK	3	01/01/2023	305	793,710.26	09/25/2018	828,397.88
010268AZ3	163004787	ALABAMA FED AID HWY FIN AUTH S	THE INDEPENDENT BANKERSBANK	5	09/01/2035	400	347,818.03	11/26/2013	787,786.95
018106KF0	204070344	REV BDS 2016	THE INDEPENDENT BANKERSBANK	5	09/01/2035	400	1,775,000.00	09/25/2018	367,727.65
TIB 204070344		ALLEN TX ISD CALL	THE INDEPENDENT BANKERSBANK	4	04/01/2031	305	900,000.00	04/09/2013	356,266.45
413951HZ0	204056765	GO	THE INDEPENDENT BANKERSBANK	5	02/15/2035	400	192,574.73	02/04/2013	206,940.59
TIB 204056765		HARRIS CO TX MUD #304 BO CALL	THE INDEPENDENT BANKERSBANK	4	09/01/2032	400	1,452,000.00	09/25/2018	195,683.97
3137BLVZ8		GO	THE INDEPENDENT BANKERSBANK	4	09/01/2032	400	610,000.00	07/13/2016	279,622.77
TIB 158016054		FHMS KJ02 A2	THE INDEPENDENT BANKERSBANK	2.597	09/25/2020	850	1,000,000.00	09/25/2018	376,367.33
TIB 158016054			THE INDEPENDENT BANKERSBANK				372,251.73	05/02/2016	369,557.82
TOTAL FOR PLEDGE ID lambc									
Pledged: 11		Orig Face: 20,472,000.00		Current Face: 7,727,588.04		Market: 7,910,618.90		Book: 8,095,197.95	

The information contained herein, while believed to be reliable, is not guaranteed.
 For assistance please contact TIB Investment Portfolio (866) 308-4842.




MINUTES OF COUNTY FINANCES
TREASURER'S REPORT


IN THE MATTER OF COUNTY FINANCES
IN THE HANDS OF JERRY YARBROUGH
TREASURER OF LAMB COUNTY, TEXAS

COMMISSIONER'S COURT
LAMB COUNTY, TEXAS
IN REGULAR SESSION,
4TH QUARTER OF 2018


1ST QUARTER, BUDGET YEAR 2018-2019

IN ACCORDANCE with Section 114.026, Local Government Code, we, the undersigned, constituting the entire Commissioners Court of said County, certify that on the 11th day of February, 2019, at the Regular term of Court, we compared and examined the quarterly report of JERRY YARBROUGH, Treasurer of Lamb County, Texas for the 3^{4TH} quarter, 2017-2018, and finding the same correct, entered an order in the Minutes approving said Report, which states total cash and other assets on hand as \$ 6,208,426.22.


James M. DeLoach, County Judge


Cory DeBerry, Commissioner Pct. 1


Kent Lewis, Commissioner, Pct. 2



Danny Short, Commissioner Pct. 3



Lee Logan, Commissioner, Pct. 4

SWORN TO AND SUBSCRIBED BEFORE ME, by James M. DeLoach, County Judge, and County Commissioners of said Lamb County, each respectively, on this the 11th day of February, A. D., 2019.


Attest: Tonya Ritchie, County Clerk

FILED FOR RECORD THIS 11th DAY OF February, A.D. 2019, and recorded on the 11th day of February, A.D. 2019.


Tonya Ritchie, County Clerk and
Ex-Officio Clerk of the Commissioners
Court in and for Lamb County, Texas



By:

Deputy

QUARTERLY REPORT FOR PERIOD ENDING DECEMBER 31, 2018

SUBMITTED TO: COMMISSIONERS' COURT, LAMB COUNTY

PREPARED AND SUBMITTED BY: JERRY YARBROUGH
INVESTMENT OFFICER
COUNTY TREASURER


Signature

This report is made in accordance with provisions of Government Code 2256, the public Funds Investment Act, which requires quarterly reporting of investment transactions for the county funds to the commissioners' court. The investments held in Lamb County's portfolio comply with the Public Funds Investment Act and with the County's investment policy and strategies.

The cash availability in each account is monitored daily. The goal in each account is to maintain adequate monies to cover usual and customary monthly expenditures in each fund.

4TH QUARTER 2018

THE CASH IN OUR OPERATING ACCOUNTS (AIM BANK) IS MONITORED DAILY. ALL FUNDS ARE EARNING INTEREST BASED ON THE NINETY DAY TREASURY BILL RATE ADJUSTED MONTHLY ON THE FIRST TUESDAY OF EACH MONTH.

AIM BANK

	<u>Amount on Deposit (All Accts.)</u>	<u>Interest Earned</u>	<u>Rate</u>
October	\$2,718,270.85	\$5,250.29	0.50%
November	\$6,183,524.94	\$11,752.45	0.50%
December	\$5,239,003.24	\$13,189.00	0.50%

Investors Cash Trust

	<u>Amount on Deposit</u>	<u>Interest Earned</u>	<u>Rate</u>
October	\$0.00	\$0.00	0.00%
November	\$0.00	\$0.00	0.00%
December	\$0.00	\$0.00	0.00%

TEXPOOL

	<u>Amount on Deposit</u>	<u>Interest Earned</u>	<u>Rate</u>
July	\$29.29	\$0.00	0.00%
August	\$29.29	\$0.00	0.00%
September	\$29.29	\$0.00	0.00%

Total interest earned for this quarter: \$30,191.74

Total interest earned Year to date: \$30,191.74
October 2018 through September 2018

LAMB COUNTY

4TH QUARTER

ENDING

DECEMBER 31, 2018

QUARTERLY INVESTMENT REPORT

GENERAL LEDGER

CASH ANALYSIS

ACCOUNT RECAP TOTALS

QUARTERLY REPORT ENDING DECEMBER 31, 2018

GENERAL FUNDS & ALL DEPARTMENTS	\$ 6,073,435.15
JPO, TITLE IV-E, LAMB COUNTY 4-H ACTION VCLG & CSCD	\$ 134,991.07
TOTAL	\$ 6,208,426.22

LAMB COUNTY, TEXAS
 CASH & INVESTMENTS BY FUND
 AS OF: DECEMBER 31ST, 2018

FUND-ACCT. NO.	ACCOUNT NAME	CASH	INVESTMENTS	FUND TOTAL
010-GENERAL FUND				
=====				
010-1001	CLAIM ON CASH-GENERAL FUND	3,328,933.22		
010-1103	POOLED INVESTMENTS		0.00	
010-1105	TEXPOOL - GENERAL		0.00	
	TOTAL 010-GENERAL FUND	<u>3,328,933.22</u>	<u>0.00</u>	<u>3,328,933.22</u>
021-ROAD & BRIDGE 1				
=====				
021-1001	CLAIM ON CASH-R&B 1	281,405.80		
021-1103	POOLED INVESTMENTS		0.00	
021-1105	TEXPOOL - PRECINCT 1		0.00	
	TOTAL 021-ROAD & BRIDGE 1	<u>281,405.80</u>	<u>0.00</u>	<u>281,405.80</u>
022-ROAD & BRIDGE 2				
=====				
022-1001	CLAIM ON CASH-R&B 2	105,094.83		
022-1103	POOLED INVESTMENTS		0.00	
022-1105	INVESTMENT CD		0.00	
	TOTAL 022-ROAD & BRIDGE 2	<u>105,094.83</u>	<u>0.00</u>	<u>105,094.83</u>
023-ROAD & BRIDGE 3				
=====				
023-1001	CLAIM ON CASH-R&B 3	59,425.63		
023-1103	POOLED INVESTMENTS		0.00	
023-1105	INVESTMENT CD		0.00	
	TOTAL 023-ROAD & BRIDGE 3	<u>59,425.63</u>	<u>0.00</u>	<u>59,425.63</u>
024-ROAD & BRIDGE 4				
=====				
024-1001	CLAIM ON CASH-R&B 4	505,545.37		
024-1103	POOLED INVESTMENTS		0.00	
024-1105	INVESTMENT CD		0.00	
	TOTAL 024-ROAD & BRIDGE 4	<u>505,545.37</u>	<u>0.00</u>	<u>505,545.37</u>
055-LAMB HEALTHCARE CENTER				
=====				
055-1000	HOSPITAL CASH	605,737.53		
055-1001	LAMB CO HOSPITAL CASH	0.00		
055-1103	SECURITY STATE CD		0.00	
055-1105	TEXPOOL - HOSPITAL		0.00	
	TOTAL 055-LAMB HEALTHCARE CENTER	<u>605,737.53</u>	<u>0.00</u>	<u>605,737.53</u>

LAMB COUNTY, TEXAS
 CASH & INVESTMENTS BY FUND
 AS OF: DECEMBER 31ST, 2018

FUND-ACCT. NO.	ACCOUNT NAME	CASH	INVESTMENTS	FUND TOTAL
056-BAIL BOND BOARD ACCOUNT				
=====				
056-1001	CLAIM ON CASH-BAIL BOND (APPLI	6,520.60		
	TOTAL 056-BAIL BOND BOARD ACCOUNT	6,520.60	0.00	6,520.60
057-JURY FUND				
=====				
057-1001	CLAIM ON CASH-JURY FUND	35,586.31		
057-1103	POOLED INVESTMENTS		0.00	
057-1105	INVESTMENT		0.00	
	TOTAL 057-JURY FUND	35,586.31	0.00	35,586.31
059-GRANTS FUND				
=====				
059-1001	CLAIM ON CASH-GRANT FUND	0.00		
	TOTAL 059-GRANTS FUND	0.00	0.00	0.00
062-TEXAS CAPITAL FUND GRANT				
=====				
062-1000	TEXAS CAPITAL FUND GRANT CASH	8,649.97		
	TOTAL 062-TEXAS CAPITAL FUND GRANT	8,649.97	0.00	8,649.97
063-EDA GRANT				
=====				
063-1001	CLAIM ON CASH-EDA GRANT	(10,343.84)		
	TOTAL 063-EDA GRANT	(10,343.84)	0.00	(10,343.84)
083-CHILD ABUSE PREV/FAM PROT				
=====				
083-1001	CLAIM ON CASH-CHILD ABUSE/FAM	5,115.00		
	TOTAL 083-CHILD ABUSE PREV/FAM PROT	5,115.00	0.00	5,115.00
084-COURT HOUSE SECURITY				
=====				
084-1001	CLAIM ON CASH-COURT HOUSE SECU	37,618.92		
084-1103	POOLED INVESTMENTS		0.00	
	TOTAL 084-COURT HOUSE SECURITY	37,618.92	0.00	37,618.92
085-COMM COURT RECORDS PRES				
=====				
085-1001	CLAIM ON CASH-CC RECORDS PRES	5,851.39		
085-1103	POOLED INVESTMENTS		0.00	
	TOTAL 085-COMM COURT RECORDS PRES	5,851.39	0.00	5,851.39

LAMB COUNTY, TEXAS
 CASH & INVESTMENTS BY FUND
 AS OF: DECEMBER 31ST, 2018

FUND-ACCT. NO.	ACCOUNT NAME	CASH	INVESTMENTS	FUND TOTAL
<u>086-COUNTY CLERK RECORDS PRES</u>				
=====				
086-1001	CLAIM ON CASH-CO CLERK RECORDS	13,246.40		
086-1103	POOLED INVESTMENTS		0.00	
	TOTAL 086-COUNTY CLERK RECORDS PRES	<u>13,246.40</u>	<u>0.00</u>	<u>13,246.40</u>
<u>087-DIST CLERK RECORDS PRES</u>				
=====				
087-1001	CLAIM ON CASH-DIST CLERK RECOR	7,636.17		
087-1103	POOLED INVESTMENTS		0.00	
	TOTAL 087-DIST CLERK RECORDS PRES	<u>7,636.17</u>	<u>0.00</u>	<u>7,636.17</u>
<u>088-COUNTY & DISTRICT TECH FU</u>				
=====				
088-1001	CLAIM ON CASH-CO & DIST TECH	3,113.32		
	TOTAL 088-COUNTY & DISTRICT TECH FU	<u>3,113.32</u>	<u>0.00</u>	<u>3,113.32</u>
<u>089-DIST COURTS TECH/ARCHIVE</u>				
=====				
089-1001	CLAIM ON CASH-DIST COURT ARCHI	8,959.24		
	TOTAL 089-DIST COURTS TECH/ARCHIVE	<u>8,959.24</u>	<u>0.00</u>	<u>8,959.24</u>
<u>131-JP TECHNOLOGY FUND</u>				
=====				
131-1001	CLAIM ON CASH-JP TECHNOLOGY	17,987.69		
131-1103	POOLED INVESTMENTS		0.00	
	TOTAL 131-JP TECHNOLOGY FUND	<u>17,987.69</u>	<u>0.00</u>	<u>17,987.69</u>
<u>133-JP SECURITY FUND</u>				
=====				
133-1001	CLAIM ON CASH-JP SECURITY	15,539.08		
133-1103	POOLED INVESTMENTS		0.00	
	TOTAL 133-JP SECURITY FUND	<u>15,539.08</u>	<u>0.00</u>	<u>15,539.08</u>
<u>140-JUVENILE PROBATION FUND</u>				
=====				
140-1001	CLAIM ON CASH-JUV PROBATION	(4,954.50)		
140-1003	JPO RESTITUTION ACCT		0.00	
	TOTAL 140-JUVENILE PROBATION FUND	<u>(4,954.50)</u>	<u>0.00</u>	<u>(4,954.50)</u>
<u>141-JPO-GRANT FUND</u>				
=====				
141-1001	CLAIM ON CASH-STAND GRANT	(26,941.16)		
	TOTAL 141-JPO-GRANT FUND	<u>(26,941.16)</u>	<u>0.00</u>	<u>(26,941.16)</u>

FUND-ACCT. NO.	ACCOUNT NAME	CASH	INVESTMENTS	FUND TOTAL
<u>142-TITLE IV-E FUND</u>				
=====				
142-1000	IV-E CASH ACCOUNT	42,512.78		
142-1001	CLAIM ON CASH- IV-E	0.00		
	TOTAL 142-TITLE IV-E FUND	42,512.78	0.00	42,512.78
<u>144-JPO-STATE AID</u>				
=====				
144-1001	CLAIM ON CASH-JPO STATE AID	2,192.87		
	TOTAL 144-JPO-STATE AID	2,192.87	0.00	2,192.87
<u>150-CO CLERK ELECTION ADMIN</u>				
=====				
150-1001	CLAIM ON CASH-ELECTION ADMIN	3,967.53		
	TOTAL 150-CO CLERK ELECTION ADMIN	3,967.53	0.00	3,967.53
<u>151-CO CLERK RECORDS ARCHIVE</u>				
=====				
151-1001	CLAIM ON CASH-CO CLERK ARCHIVE	126,375.39		
	TOTAL 151-CO CLERK RECORDS ARCHIVE	126,375.39	0.00	126,375.39
<u>165-TAX A/C- VOTER REG FUND</u>				
=====				
165-1000	CASH-TAX A/C VOTER REG ACCT	0.00		
	TOTAL 165-TAX A/C- VOTER REG FUND	0.00	0.00	0.00
<u>171-VCLG GRANT</u>				
=====				
171-1001	CLAIM ON CASH-VCLG GRANT	(2,873.99)		
	TOTAL 171-VCLG GRANT	(2,873.99)	0.00	(2,873.99)
<u>173-PRE-TRIAL DIVERSION</u>				
=====				
173-1001	CLAIM ON CASH-PRE-TRIAL DIVERS	68,049.27		
173-1103	POOLED INVESTMENTS		0.00	
	TOTAL 173-PRE-TRIAL DIVERSION	68,049.27	0.00	68,049.27
<u>174-DWI VIDEO FUND</u>				
=====				
174-1001	CLAIM ON CASH-DWI VIDEO	4,664.25		
	TOTAL 174-DWI VIDEO FUND	4,664.25	0.00	4,664.25
<u>175-CO ATTY DRUG FORFEITURE</u>				
=====				
175-1000	CO ATTY DRUG FORFEITURE ACCT	67,062.13		
175-1001	CLAIM ON CASH-CA FORFEITURE	(4,367.47)		
	TOTAL 175-CO ATTY DRUG FORFEITURE	62,694.66	0.00	62,694.66

FUND-ACCT. NO.	ACCOUNT NAME	CASH	INVESTMENTS	FUND TOTAL
176-CO ATTY HOT CK FEE FUND				
=====				
176-1000	CO ATTY HOT CHECK FEE FUND	3,396.85		
176-1001	CLAIM ON CASH-HOT CK FEE FUND	(3,105.71)		
	TOTAL 176-CO ATTY HOT CK FEE FUND	291.14	0.00	291.14
180-SHERIFF COMMISSARY FUND				
=====				
180-1000	SHERIFF COMMISSARY ACCT	18,330.72		
	TOTAL 180-SHERIFF COMMISSARY FUND	18,330.72	0.00	18,330.72
181-SHERIFF FORFEITURE-STATE				
=====				
181-1000	SHERIFF FORFEITURE-STATE CASH	80,307.16		
	TOTAL 181-SHERIFF FORFEITURE-STATE	80,307.16	0.00	80,307.16
182-SHERIFF FORFEITURE-FEDERA				
=====				
182-1000	SHERIFF FOREFITURE-FED CASH	0.00		
	TOTAL 182-SHERIFF FORFEITURE-FEDERA	0.00	0.00	0.00
190-COUNTY LIBRARY-LITTLEFIEL				
=====				
190-1000	LFD-LAMB CO LIBRARY ADV BOARD	0.00		
190-1001	CLAIM ON CASH-LFD LIBRARY	5,594.52		
	TOTAL 190-COUNTY LIBRARY-LITTLEFIEL	5,594.52	0.00	5,594.52
191-OLTON LIBRARY				
=====				
191-1000	OLTON LIBRARY LOCAL DONATIONS	0.00		
191-1001	CLAIM ON CASH-OLT LIBRARY	4,431.52		
	TOTAL 191-OLTON LIBRARY	4,431.52	0.00	4,431.52
195-HISTORICAL COMMISSION				
=====				
195-1001	CLAIM ON CASH-HISTORICAL COMMI	8.47		
	TOTAL 195-HISTORICAL COMMISSION	8.47	0.00	8.47
301-CAPITAL PROJECTS				
=====				
301-1001	CLAIM ON CASH-CAP PROJECTS	0.00		
301-1103	POOLED INVESTMENTS		0.00	
	TOTAL 301-CAPITAL PROJECTS	0.00	0.00	0.00

LAMB COUNTY, TEXAS
 CASH & INVESTMENTS BY FUND
 AS OF: DECEMBER 31ST, 2018

FUND-ACCT. NO.	ACCOUNT NAME	CASH	INVESTMENTS	FUND TOTAL
<u>502-DISTRICT CLERK</u>				
=====				
502-1002	DIST CLERK ACCOUNT	359,872.06		
502-1004	DIST CLERK-CIVIL FEES	10,335.93		
502-1005	DIST CLERK-CRIMINAL FEES	5,835.99		
502-1006	DISTRICT CLERK TRUST ACCOUNTS	27,954.06		
	TOTAL 502-DISTRICT CLERK	<u>403,998.04</u>	<u>0.00</u>	<u>403,998.04</u>
<u>504-COUNTY CLERK</u>				
=====				
504-1002	CO CLERK CASH BOND-CRIMINAL	18,611.80		
504-1004	CO CLERK-GENERAL FUND CASH	1,600.42		
504-1005	CO CLERK-CRIM PARTIAL PMT	2,811.07		
504-1006	CO CLERK-TRUST ACCOUNTS	0.00		
	TOTAL 504-COUNTY CLERK	<u>23,023.29</u>	<u>0.00</u>	<u>23,023.29</u>
<u>505-TAX ACCESSOR/COLLECTOR</u>				
=====				
505-1004	TAX A/C- AUTO ACCT AIM BANK	114,878.45		
505-1005	TAX A/C- AUTO ACCT FIRST UNITE	60.59		
505-1006	TAX A/C-AUTO ACCT HAPPY STATE	910.36		
505-1007	TAX A/C- TAX ACCOUNT	5,258.50		
505-1008	TAX A/C- ESCROW ACCOUNT	1,984.70		
	TOTAL 505-TAX ACCESSOR/COLLECTOR	<u>123,092.60</u>	<u>0.00</u>	<u>123,092.60</u>
<u>506-COUNTY TREASURER</u>				
=====				
506-1002	LAMB CO CAFETERIA PLAN ACCT	12,837.32		
506-1006	SPADE ACCOUNT-GRANT	0.00		
506-1007	CASH-LAMB CO BAIL BONDS ACCT	14,278.68		
506-1008	TREAS CASH BOND ACCOUNT	20,750.00		
	TOTAL 506-COUNTY TREASURER	<u>47,866.00</u>	<u>0.00</u>	<u>47,866.00</u>
<u>507-COUNTY ATTORNEY</u>				
=====				
507-1006	CO ATTY SEIZURE ACCOUNT	19,253.52		
507-1007	CO ATTY TRUST HOT CHECK FUND	281.52		
	TOTAL 507-COUNTY ATTORNEY	<u>19,535.04</u>	<u>0.00</u>	<u>19,535.04</u>
<u>509-ADULT PROBATION</u>				
=====				
509-1002	154th J.D. -PTAF CASH ACCOUNT	3,011.00		
509-1005	LAMB COUNTY CSCD-CC	50.00		
	TOTAL 509-ADULT PROBATION	<u>3,061.00</u>	<u>0.00</u>	<u>3,061.00</u>

FUND-ACCT. NO.	ACCOUNT NAME	CASH	INVESTMENTS	FUND TOTAL
511-JUSTICE OF THE PEACE				
=====				
511-1011	JP 1 CASH ACCOUNT	1,683.52		
511-1012	JP 2 CASH ACCOUNT	0.00		
511-1013	JP 3 CASH ACCOUNT	1,032.32		
511-1014	JP 4 CASH ACCOUNT	391.00		
	TOTAL 511-JUSTICE OF THE PEACE	3,106.84	0.00	3,106.84
515-SHERIFF				
=====				
515-1003	SHERIFF BOND FEES-0244716	0.00		
515-1006	SHERIFF SEIZURE-STATE CASH	1.00		
515-1007	SHERIFF PETTY CASH ACCT	0.00		
515-1008	SHERIFF LEASE CASH ACCOUNT	9,785.68		
515-1009	SHERIFF PRISONER TRUST CASH	11,813.31		
515-1010	SHERIFF UNCLAIMED PRISONER ACC	0.00		
515-1011	SHERIFF TRUST ACCOUNT	1,341.83		
515-1013	SHERIFF TOYS FOR KIDS CASH ACC	10,413.75		
	TOTAL 515-SHERIFF	33,355.57	0.00	33,355.57
600-CSCD-BASIC SUPERVISION				
=====				
600-1000	CSCD CASH-AIM BANK	0.00		
600-1001	CLAIM ON CASH-CSCD BASIC SUPER	94,266.30		
	TOTAL 600-CSCD-BASIC SUPERVISION	94,266.30	0.00	94,266.30
601-CSCD-CCP COMMUNITY CORRE				
=====				
601-1001	CLAIM ON CASH-CSCD CCP COMMUNI	6,722.13		
	TOTAL 601-CSCD-CCP COMMUNITY CORRE	6,722.13	0.00	6,722.13
603-CSCD-DP				
=====				
603-1001	CLAIM ON CASH-DP	24,066.64		
	TOTAL 603-CSCD-DP	24,066.64	0.00	24,066.64
801-DEBT SERVICE				
=====				
801-1001	CLAIM ON CASH-DEBT SERVICE	59.51		
801-1103	POOLED INVESTMENTS		0.00	
801-1105	DEBT SERVICE INVESTMENT		0.00	
	TOTAL 801-DEBT SERVICE	59.51	0.00	59.51
TOTAL CASH & INVESTMENTS				
		6,208,426.22	0.00	6,208,426.22
		=====	=====	=====

		BEGINNING BALANCE	TOTAL DEBITS	TOTAL CREDITS	ENDING BALANCE	AVERAGE DAILY BALANCE
GENERAL FUND						
010-1001	CLAIM ON CASH-GE	1,467,773.50	4,140,895.87	2,279,736.15CR	3,328,933.22	2,663,459.05
010-1105	TEXPOOL - GENERA	0.00	0.00	0.00	0.00	0.00
	FUND 010 TOTAL	1,467,773.50	4,140,895.87	2,279,736.15CR	3,328,933.22	2,663,459.05
ROAD & BRIDGE 1						
021-1001	CLAIM ON CASH-R&	128,805.60	252,977.98	100,377.78CR	281,405.80	226,380.14
021-1105	TEXPOOL - PRECIN	0.00	0.00	0.00	0.00	0.00
	FUND 021 TOTAL	128,805.60	252,977.98	100,377.78CR	281,405.80	226,380.14
ROAD & BRIDGE 2						
022-1001	CLAIM ON CASH-R&	50,841.07	252,316.91	198,063.15CR	105,094.83	94,434.97
	FUND 022 TOTAL	50,841.07	252,316.91	198,063.15CR	105,094.83	94,434.97
ROAD & BRIDGE 3						
023-1001	CLAIM ON CASH-R&	30,680.75	256,946.66	228,201.78CR	59,425.63	31,888.51
	FUND 023 TOTAL	30,680.75	256,946.66	228,201.78CR	59,425.63	31,888.51
ROAD & BRIDGE 4						
024-1001	CLAIM ON CASH-R&	334,644.88	254,879.24	83,978.75CR	505,545.37	439,785.70
	FUND 024 TOTAL	334,644.88	254,879.24	83,978.75CR	505,545.37	439,785.70
LAMB HEALTHCARE CENTER						
055-1000	HOSPITAL CASH	174,392.47	3,458,309.48	3,026,964.42CR	605,737.53	439,995.75
055-1105	TEXPOOL - HOSPIT	0.00	0.00	0.00	0.00	0.00
	FUND 055 TOTAL	174,392.47	3,458,309.48	3,026,964.42CR	605,737.53	439,995.75
BAIL BOND BOARD ACCOUNT						
056-1001	CLAIM ON CASH-BA	6,477.07	59.21	15.68CR	6,520.60	6,491.86
	FUND 056 TOTAL	6,477.07	59.21	15.68CR	6,520.60	6,491.86
JURY FUND						
057-1001	CLAIM ON CASH-JU	35,786.21	440.47	640.37CR	35,586.31	35,568.66
	FUND 057 TOTAL	35,786.21	440.47	640.37CR	35,586.31	35,568.66

		BEGINNING BALANCE	TOTAL DEBITS	TOTAL CREDITS	ENDING BALANCE	AVERAGE DAILY BALANCE
GRANTS FUND						
059-1001	CLAIM ON CASH-GR	0.00	0.00	0.00	0.00	0.00
	FUND 059 TOTAL	0.00	0.00	0.00	0.00	0.00
LIBRARY GRANTS						
060-1001	CLAIM ON CASH-LI	0.00	0.00	0.00	0.00	0.00
	FUND 060 TOTAL	0.00	0.00	0.00	0.00	0.00
EMERGENCY FOOD & SHELTER						
061-1000	PUBLIC ASST FOOD	0.00	0.00	0.00	0.00	0.00
	FUND 061 TOTAL	0.00	0.00	0.00	0.00	0.00
TEXAS CAPITAL FUND GRANT						
062-1000	TEXAS CAPITAL FU	8,627.76	7,821.51	7,799.30CR	8,649.97	8,642.73
	FUND 062 TOTAL	8,627.76	7,821.51	7,799.30CR	8,649.97	8,642.73
EDA GRANT						
063-1001	CLAIM ON CASH-ED	0.00	0.00	10,343.84CR	10,343.84CR	10,343.84CR
	FUND 063 TOTAL	0.00	0.00	10,343.84CR	10,343.84CR	10,343.84CR
CHILD ABUSE PREV/FAM PROT						
083-1001	CLAIM ON CASH-CH	5,040.00	75.00	0.00	5,115.00	5,047.99
	FUND 083 TOTAL	5,040.00	75.00	0.00	5,115.00	5,047.99
COURT HOUSE SECURITY						
084-1001	CLAIM ON CASH-CO	36,144.36	1,556.10	81.54CR	37,618.92	36,774.72
	FUND 084 TOTAL	36,144.36	1,556.10	81.54CR	37,618.92	36,774.72
COMM COURT RECORDS PRES						
085-1001	CLAIM ON CASH-CC	4,963.00	899.82	11.43CR	5,851.39	5,381.62
	FUND 085 TOTAL	4,963.00	899.82	11.43CR	5,851.39	5,381.62

		BEGINNING	TOTAL	TOTAL	ENDING	AVERAGE
		BALANCE	DEBITS	CREDITS	BALANCE	DAILY
						BALANCE
COUNTY CLERK RECORDS PRES						
086-1001	CLAIM ON CASH-CO	9,094.94	5,443.68	1,292.22CR	13,246.40	11,163.94
	FUND 086 TOTAL	9,094.94	5,443.68	1,292.22CR	13,246.40	11,163.94
DIST CLERK RECORDS PRES						
087-1001	CLAIM ON CASH-DI	7,460.69	192.29	16.81CR	7,636.17	7,528.81
	FUND 087 TOTAL	7,460.69	192.29	16.81CR	7,636.17	7,528.81
COUNTY & DISTRICT TECH FU						
088-1001	CLAIM ON CASH-CO	3,035.56	84.61	6.85CR	3,113.32	3,071.69
	FUND 088 TOTAL	3,035.56	84.61	6.85CR	3,113.32	3,071.69
DIST COURTS TECH/ARCHIVE						
089-1001	CLAIM ON CASH-DI	8,685.31	293.50	19.57CR	8,959.24	8,788.65
	FUND 089 TOTAL	8,685.31	293.50	19.57CR	8,959.24	8,788.65
JP TECHNOLOGY FUND						
131-1001	CLAIM ON CASH-JP	20,573.12	818.36	3,403.79CR	17,987.69	19,272.34
	FUND 131 TOTAL	20,573.12	818.36	3,403.79CR	17,987.69	19,272.34
JP SECURITY FUND						
133-1001	CLAIM ON CASH-JP	15,274.64	298.78	34.34CR	15,539.08	15,373.99
	FUND 133 TOTAL	15,274.64	298.78	34.34CR	15,539.08	15,373.99
CO CLERK ELECTION ADMIN						
150-1001	CLAIM ON CASH-EL	3,941.05	35.34	8.86CR	3,967.53	3,950.04
	FUND 150 TOTAL	3,941.05	35.34	8.86CR	3,967.53	3,950.04
CO CLERK RECORDS ARCHIVE						
151-1001	CLAIM ON CASH-CO	120,698.32	5,950.04	272.97CR	126,375.39	123,330.91
	FUND 151 TOTAL	120,698.32	5,950.04	272.97CR	126,375.39	123,330.91

		BEGINNING BALANCE	TOTAL DEBITS	TOTAL CREDITS	ENDING BALANCE	AVERAGE DAILY BALANCE
TAX A/C- VOTER REG FUND						
165-1000	CASH-TAX A/C VOT	0.00	0.00	0.00	0.00	0.00
	FUND 165 TOTAL	0.00	0.00	0.00	0.00	0.00
PRE-TRIAL DIVERSION						
173-1001	CLAIM ON CASH-PR	69,645.89	2,441.12	4,037.74CR	68,049.27	68,967.78
	FUND 173 TOTAL	69,645.89	2,441.12	4,037.74CR	68,049.27	68,967.78
DWI VIDEO FUND						
174-1001	CLAIM ON CASH-DW	4,552.39	122.11	10.25CR	4,664.25	4,602.26
	FUND 174 TOTAL	4,552.39	122.11	10.25CR	4,664.25	4,602.26
CO ATTY DRUG FORFEITURE						
175-1000	CO ATTY DRUG FOR	67,062.13	0.00	0.00	67,062.13	67,062.13
175-1001	CLAIM ON CASH-CA	4,367.47CR	0.00	0.00	4,367.47CR	4,367.47CR
	FUND 175 TOTAL	62,694.66	0.00	0.00	62,694.66	62,694.66
CO ATTY HOT CK FEE FUND						
176-1000	CO ATTY HOT CHEC	3,389.94	6.91	0.00	3,396.85	3,394.60
176-1001	CLAIM ON CASH-HO	3,105.71CR	0.00	0.00	3,105.71CR	3,105.71CR
	FUND 176 TOTAL	284.23	6.91	0.00	291.14	288.89
SHERIFF COMMISSARY FUND						
180-1000	SHERIFF COMMISSA	17,304.14	1,678.57	651.99CR	18,330.72	18,120.00
	FUND 180 TOTAL	17,304.14	1,678.57	651.99CR	18,330.72	18,120.00
SHERIFF FORFEITURE-STATE						
181-1000	SHERIFF FORFEITU	82,270.55	165.61	2,129.00CR	80,307.16	80,577.14
	FUND 181 TOTAL	82,270.55	165.61	2,129.00CR	80,307.16	80,577.14
SHERIFF FORFEITURE-FEDERA						
182-1000	SHERIFF FOREFITU	0.00	0.00	0.00	0.00	0.00
	FUND 182 TOTAL	0.00	0.00	0.00	0.00	0.00

		BEGINNING BALANCE	TOTAL DEBITS	TOTAL CREDITS	ENDING BALANCE	AVERAGE DAILY BALANCE
COUNTY LIBRARY-LITTLEFIEL						
190-1000	LFD-LAMB CO LIBR	0.00	0.00	0.00	0.00	0.00
190-1001	CLAIM ON CASH-LF	4,711.22	1,202.36	319.06CR	5,594.52	4,961.05
	FUND 190 TOTAL	4,711.22	1,202.36	319.06CR	5,594.52	4,961.05
OLTON LIBRARY						
191-1000	OLTON LIBRARY LO	0.00	0.00	0.00	0.00	0.00
191-1001	CLAIM ON CASH-OL	4,601.00	26.25	195.73CR	4,431.52	4,471.14
	FUND 191 TOTAL	4,601.00	26.25	195.73CR	4,431.52	4,471.14
HISTORICAL COMMISSION						
195-1001	CLAIM ON CASH-HI	8.47	0.00	0.00	8.47	8.47
	FUND 195 TOTAL	8.47	0.00	0.00	8.47	8.47
CAPITAL PROJECTS						
301-1001	CLAIM ON CASH-CA	0.00	0.00	0.00	0.00	0.00
	FUND 301 TOTAL	0.00	0.00	0.00	0.00	0.00
DISTRICT CLERK						
502-1002	DIST CLERK ACCOU	321,302.06	38,570.00	0.00	359,872.06	332,315.76
502-1004	DIST CLERK-CIVIL	7,254.78	10,851.76	7,770.61CR	10,335.93	8,762.35
502-1005	DIST CLERK-CRIMI	574.22	5,851.77	590.00CR	5,835.99	3,362.86
502-1006	DISTRICT CLERK T	27,954.06	0.00	0.00	27,954.06	27,954.06
	FUND 502 TOTAL	357,085.12	55,273.53	8,360.61CR	403,998.04	372,395.03
COUNTY CLERK						
504-1002	CO CLERK CASH BO	17,799.90	1,052.80	240.90CR	18,611.80	18,280.53
504-1003	CO CLERK CASH BO	0.00	0.00	0.00	0.00	0.00
504-1004	CO CLERK-GENERAL	40.00	4,154.42	2,594.00CR	1,600.42	1,373.58
504-1005	CO CLERK-CRIM PA	1,674.32	1,206.75	70.00CR	2,811.07	2,213.21
504-1006	CO CLERK-TRUST A	0.00	0.00	0.00	0.00	0.00
	FUND 504 TOTAL	19,514.22	6,413.97	2,904.90CR	23,023.29	21,867.32
TAX ACCESSOR/COLLECTOR						
505-1004	TAX A/C- AUTO AC	114,902.50	217,008.15	217,032.20CR	114,878.45	110,083.59

		BEGINNING BALANCE	TOTAL DEBITS	TOTAL CREDITS	ENDING BALANCE	AVERAGE DAILY BALANCE
505-1005	TAX A/C- AUTO AC	53.59	521.25	514.25CR	60.59	67.39
505-1006	TAX A/C-AUTO ACC	85.11	2,910.25	2,085.00CR	910.36	666.97
505-1007	TAX A/C- TAX ACC	5,234.15	34.18	9.83CR	5,258.50	5,251.51
505-1008	TAX A/C- ESCROW	1,984.70	0.00	0.00	1,984.70	1,984.70
FUND 505 TOTAL		122,260.05	220,473.83	219,641.28CR	123,092.60	118,054.16
COUNTY TREASURER						
506-1002	LAMB CO CAFETERI	8,963.44	7,118.50	3,244.62CR	12,837.32	9,970.84
506-1006	SPADE ACCOUNT-GR	0.00	0.00	0.00	0.00	0.00
506-1007	CASH-LAMB CO BAI	14,219.95	58.73	0.00	14,278.68	14,249.83
506-1008	TREAS CASH BOND	20,750.00	0.00	0.00	20,750.00	20,750.00
FUND 506 TOTAL		43,933.39	7,177.23	3,244.62CR	47,866.00	44,970.67
COUNTY ATTORNEY						
507-1006	CO ATTY SEIZURE	19,253.52	40,900.00	40,900.00CR	19,253.52	19,253.52
507-1007	CO ATTY TRUST HO	247.07	15,324.71	15,290.26CR	281.52	321.08
FUND 507 TOTAL		19,500.59	56,224.71	56,190.26CR	19,535.04	19,574.60
ADULT PROBATION						
509-1002	154th J.D. -PTAF	7,476.00	535.00	5,000.00CR	3,011.00	4,078.77
509-1004	LAMB COUNTY PTAF	0.00	0.00	0.00	0.00	0.00
509-1005	LAMB COUNTY CSCD	0.02	2,030.00	1,980.02CR	50.00	34.57
FUND 509 TOTAL		7,476.02	2,565.00	6,980.02CR	3,061.00	4,113.34
JUSTICE OF THE PEACE						
511-1011	JP 1 CASH ACCOUN	624.48	6,140.77	5,081.73CR	1,683.52	1,868.11
511-1012	JP 2 CASH ACCOUN	0.00	0.00	0.00	0.00	0.00
511-1013	JP 3 CASH ACCOUN	1,273.02	28,069.27	28,309.97CR	1,032.32	1,743.60
511-1014	JP 4 CASH ACCOUN	0.00	23,570.89	23,179.89CR	391.00	2,477.05
FUND 511 TOTAL		1,897.50	57,780.93	56,571.59CR	3,106.84	6,088.76
SHERIFF						
515-1003	SHERIFF BOND FEE	0.00	0.00	0.00	0.00	0.00
515-1006	SHERIFF SEIZURE-	1.00	0.00	0.00	1.00	1.00
515-1007	SHERIFF PETTY CA	0.00	0.00	0.00	0.00	0.00
515-1008	SHERIFF LEOSE CA	9,765.77	19.91	0.00	9,785.68	9,779.19

		BEGINNING	TOTAL	TOTAL	ENDING	AVERAGE
		BALANCE	DEBITS	CREDITS	BALANCE	DAILY
						BALANCE
515-1009	SHERIFF PRISONER	11,105.91	4,307.25	3,599.85CR	11,813.31	11,782.19
515-1010	SHERIFF UNCLAI ME	0.00	0.00	0.00	0.00	0.00
515-1011	SHERIFF TRUST AC	1,341.83	0.00	0.00	1,341.83	1,341.83
515-1013	SHERIFF TOYS FOR	10,392.56	21.19	0.00	10,413.75	10,406.84
	FUND 515 TOTAL	32,607.07	4,348.35	3,599.85CR	33,355.57	33,311.05
DEBT SERVICE						
801-1001	CLAIM ON CASH-DE	27.20	32.31	0.00	59.51	32.71
	FUND 801 TOTAL	27.20	32.31	0.00	59.51	32.71
	REPORT TOTALS	3,323,314.01	9,056,227.64	6,306,106.50CR	6,073,435.15	5,041,087.26
		=====	=====	=====	=====	=====

SELECTION CRITERIA

PRINT CURRENT

FUND: Exclude: 999
ACCOUNT TYPE: ALL CASH
TRANSACTION DATES: 10/01/2018 THRU 12/31/2018
PERIOD 13: EXCLUDE

PRINT OPTIONS

REPORT TYPE: SUMMARY
RECAP ONLY: YES
DESCRIPTIONS: NO

*** END OF REPORT ***

DATES: 10/01/2018-12/31/2018

		BEGINNING BALANCE	TOTAL DEBITS	TOTAL CREDITS	ENDING BALANCE	AVERAGE DAILY BALANCE
JPO-GRANT FUND						
141-1000	CASH-STAND ACCOU	0.00	0.00	0.00	0.00	0.00
141-1001	CLAIM ON CASH-ST	5,493.34CR	7,176.19	28,624.01CR	26,941.16CR	14,132.01CR
	FUND 141 TOTAL	5,493.34CR	7,176.19	28,624.01CR	26,941.16CR	14,132.01CR
TITLE IV-E FUND						
142-1000	IV-E CASH ACCOUN	51,837.02	615.22	9,939.46CR	42,512.78	45,347.88
142-1001	CLAIM ON CASH- I	0.00	1,137.43	1,137.43CR	0.00	173.09CR
	FUND 142 TOTAL	51,837.02	1,752.65	11,076.89CR	42,512.78	45,174.79
LAMB COUNTY 4-H ACTION						
143-1000	LAMB COUNTY 4H A	0.00	0.00	0.00	0.00	0.00
	FUND 143 TOTAL	0.00	0.00	0.00	0.00	0.00
JPO-STATE AID						
144-1001	CLAIM ON CASH-JP	3,792.36CR	62,612.00	56,626.77CR	2,192.87	9,038.95
	FUND 144 TOTAL	3,792.36CR	62,612.00	56,626.77CR	2,192.87	9,038.95
VCLG GRANT						
171-1001	CLAIM ON CASH-VC	3,640.25CR	8,226.81	7,460.55CR	2,873.99CR	3,168.19CR
	FUND 171 TOTAL	3,640.25CR	8,226.81	7,460.55CR	2,873.99CR	3,168.19CR
CSCD-BASIC SUPERVISION						
600-1000	CSCD CASH-AIM BA	0.00	0.00	0.00	0.00	0.00
600-1001	CLAIM ON CASH-CS	93,865.63	43,809.70	43,409.03CR	94,266.30	91,148.40
	FUND 600 TOTAL	93,865.63	43,809.70	43,409.03CR	94,266.30	91,148.40
CSCD-CCP COMMUNITY CORRE						
601-1001	CLAIM ON CASH-CS	6,719.95	8,460.00	8,457.82CR	6,722.13	4,519.51
	FUND 601 TOTAL	6,719.95	8,460.00	8,457.82CR	6,722.13	4,519.51
CSCD-DP						
603-1001	CLAIM ON CASH-DP	33,370.66	400.00	9,704.02CR	24,066.64	27,661.86
	FUND 603 TOTAL	33,370.66	400.00	9,704.02CR	24,066.64	27,661.86
	REPORT TOTALS	172,867.31	132,437.35	165,359.09CR	139,945.57	160,243.31

SELECTION CRITERIA

PRINT CURRENT

FUND: Exclude: 140
ACCOUNT TYPE: ALL CASH
TRANSACTION DATES: 10/01/2018 THRU 12/31/2018
PERIOD 13: EXCLUDE

PRINT OPTIONS

REPORT TYPE: SUMMARY
RECAP ONLY: YES
DESCRIPTIONS: NO

*** END OF REPORT ***

	BEGINNING	TOTAL	TOTAL	ENDING	AVERAGE
	BALANCE	DEBITS	CREDITS	BALANCE	DAILY
					BALANCE
JUVENILE PROBATION FUND					
140-1000	JUVENILE PROB CA	0.00	0.00	0.00	0.00
140-1001	CLAIM ON CASH-JU	8,816.88	59,370.08	73,141.46CR	4,954.50CR
140-1003	JPO RESTITUTION	0.00	0.00	0.00	0.00
140-1004	JPO-4-H ACTION F	0.00	0.00	0.00	0.00
<hr/>					
FUND 140 TOTAL	8,816.88	59,370.08	73,141.46CR	4,954.50CR	5,403.85CR
REPORT TOTALS	8,816.88	59,370.08	73,141.46CR	4,954.50CR	5,403.85CR
<hr/> <hr/>					

SELECTION CRITERIA

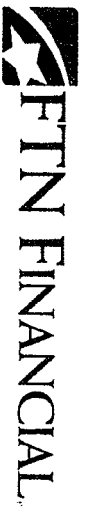
PRINT CURRENT

FUND: Include: 140
ACCOUNT TYPE: ALL CASH
TRANSACTION DATES: 10/01/2018 THRU 12/31/2018
PERIOD 13: EXCLUDE

PRINT OPTIONS

REPORT TYPE: SUMMARY
RECAP ONLY: YES
DESCRIPTIONS: NO

*** END OF REPORT ***



Group	CUSIP	Description	Ticket	Intention	Mat. Date	Coupon	Pkg Amount	Location	Factor	Factor Date	Mkt Price	Price Date	Pledged Par	Pkg Mkt Val	Pkg Book Val
-------	-------	-------------	--------	-----------	-----------	--------	------------	----------	--------	-------------	-----------	------------	-------------	-------------	--------------

LAMBC - LAMB COUNTY :

MBS	31410LEA6	FNMA POOL #890329	1149545	AFS	2026-04-01	4.00000	1,775,000.00	TIB	0.1915368800	2018-10-01	102.075996	2018-10-26	339,977.96	347,035.89	359,158.70
MBS	31417YYXZ5	FNMA Pool #MA0695	1149549	AFS	2031-04-01	4.00000	900,000.00	TIB	0.2111672100	2018-10-01	101.183998	2018-10-26	190,050.49	192,300.68	204,098.19
MBS	31418APG7	FNMA POOL #MA1322	1149553	HTM	2023-01-01	3.00000	1,452,000.00	TIB	0.1846724500	2018-10-01	99.508003	2018-10-26	268,144.40	266,825.14	270,244.43
MBS	3138MBLV6	FNMA POOL #AP7539	1149536	AFS	2027-09-01	3.00000	2,450,000.00	TIB	0.3180908800	2018-10-01	99.042999	2018-10-26	779,322.66	771,864.53	813,045.32
MBS	3138ELUV3	FNMA POOL #AL4195	1149530	AFS	2027-06-01	3.50000	5,425,000.00	TIB	0.2683156500	2018-10-01	100.231003	2018-10-26	1,455,612.40	1,458,974.91	1,485,180.19
MBS	3138EQCT7	FNMA POOL #AL7281	1149531	AFS	2030-09-01	3.00000	3,000,000.00	TIB	0.5973507700	2018-10-01	98.795998	2018-10-26	1,792,052.31	1,770,475.96	1,854,555.25
MUN	413951HZ0	HARRIS CNTY TEX MUN UTIL DIST NO 304	1149570	AFS	2032-09-01	4.00000	610,000.00	TIB		2018-10-01	103.380997	2018-10-24	610,000.00	630,624.08	634,454.09
MUN	010268AZ3	ALABAMA FED AID HWY FIN AUTH SPL OBLIG R	1149462	AFS	2035-09-01	5.00000	750,000.00	TIB		2018-10-01	112.769997	2018-10-24	750,000.00	845,774.98	840,080.87
MUN	018106KFO	ALLEN TEX INDPPT SCH DIST	1149463	AFS	2035-02-15	5.00000	500,000.00	TIB		2018-10-01	111.635002	2018-10-24	500,000.00	558,175.01	572,038.79
MBS	3138A7GY8	FNMA POOL #AH5614	1149521	AFS	2026-02-01	3.50000	2,610,000.00	TIB	0.2199409400	2018-10-01	100.341003	2018-10-26	574,045.85	576,003.37	586,708.69
CMB	3137BLVZ8	FHMS KJ02 A2	1149507	AFS	2020-09-25	2.59700	1,000,000.00	TIB	0.3716227300	2018-10-01	99.233650	2018-10-26	371,622.73	368,774.80	375,417.63
LAMBC Totals							\$20,472,000.00						\$7,630,828.80	\$7,786,829.35	\$7,994,962.15



LAMBC - LAMB COUNTY :

Group	CUSIP	Description	Ticket Intention	Mat. Date	Coupon	Pig Amount	Location	Factor	Factor Date	Mkt Price	Price Date	Pledged Par	Pig Mkt Val	Pig Book Val
MBS	3138MBLV6	FNMA POOL #AP7539	1149536	2027-09-01	3.00000	2,450,000.00	TIB	0.3122445600	2018-11-01	99.181999	2018-11-26	764,999.22	758,741.52	797,845.03
MBS	31417YXZ5	FNMA Pool #MA0695	1149549	2031-04-01	4.00000	900,000.00	TIB	0.2084019600	2018-11-01	100.978996	2018-11-26	187,561.76	189,397.99	201,362.62
MBS	31410LEA6	FNMA POOL #890329	1149545	2026-04-01	4.00000	1,775,000.00	TIB	0.1870211400	2018-11-01	101.958000	2018-11-26	331,962.52	338,462.35	350,509.61
MBS	3138A7GY8	FNMA POOL #AH5614	1149521	2026-02-01	3.50000	2,610,000.00	TIB	0.2143420900	2018-11-01	100.167000	2018-11-26	559,432.85	560,367.11	571,667.80
MBS	3138ELUV3	FNMA POOL #AL4195	1149530	2027-06-01	3.50000	5,425,000.00	TIB	0.2624793600	2018-11-01	100.070000	2018-11-26	1,423,950.53	1,424,947.29	1,452,523.07
MBS	3139EQCT7	FNMA POOL #AL7281	1149531	2030-09-01	3.00000	3,000,000.00	TIB	0.5902869200	2018-11-01	98.748001	2018-11-26	1,770,860.76	1,748,689.60	1,832,173.95
MBS	31418APG7	FNMA POOL #MA1322	1149553	2023-01-01	3.00000	1,452,000.00	TIB	0.1788678500	2018-11-01	99.462997	2018-11-26	259,716.12	258,321.43	261,696.99
MUN	413951HZ0	HARRIS CNTY TEX MUN UTIL DIST NO 304	1149570	2032-09-01	4.00000	610,000.00	TIB		2018-11-01	103.683998	2018-11-21	610,000.00	632,472.39	634,072.66
CMO	38380XAN7	GNM18084 BV	1149566	2029-09-20	3.50000	2,000,000.00	TIB	0.9694331300	2018-11-01	100.661987	2018-11-26	1,938,866.26	1,951,701.30	1,958,782.82
MUN	010268Z3	ALABAMA FED AID HWY FIN AUTH SPL OBLIG R	1149462	2035-09-01	5.00000	750,000.00	TIB		2018-11-01	113.237999	2018-11-21	750,000.00	849,284.99	839,261.04
MUN	018106KF0	ALLEN TEX INDPNT SCH DIST	1149463	2035-02-15	5.00000	500,000.00	TIB		2018-11-01	111.653000	2018-11-21	500,000.00	558,285.00	571,319.64
CMB	3137BLVZ8	FHMS KJ02 A2	1149507	2020-09-25	2.59700	1,000,000.00	TIB	0.3646716500	2018-11-01	99.245071	2018-11-26	364,671.65	361,918.64	368,139.63
LAMBC Totals						\$22,472,000.00						\$9,462,021.67	\$9,632,569.61	\$9,839,354.86



LAMBC - LAMB COUNTY :

Group	CUSIP	Description	Ticket	Intention	Mat. Date	Coupon	Pig Amount	Location	Factor	Factor Date	Mkt Price	Price Date	Pledged Par	Pig Mkt Val	Pig Book Val
CMO	38380XANZ7	38380XANZ7	1149566		2029-09-20		2,000,000.00	TIB	0.9632661700	2018-12-01	102.161797	2018-12-27	1,926,532.34	1,968,180.06	1,946,152.95
	GNM18084 BV		HTM		3.50000										
MBS	3138MBLV6	3138MBLV6	1149536		2027-09-01		2,450,000.00	TIB	0.3077323800	2018-12-01	100.068001	2018-12-27	753,944.33	754,457.02	785,966.31
	FNMA POOL #AP7539		AFS		3.00000										
MBS	31410LEA6	31410LEA6	1149545		2026-04-01		1,775,000.00	TIB	0.1830190300	2018-12-01	102.322998	2018-12-27	324,858.78	332,405.24	342,800.95
	FNMA POOL #890329		AFS		4.00000										
MBS	3138ELUV3	3138ELUV3	1149530		2027-06-01		5,425,000.00	TIB	0.2560895200	2018-12-01	101.023003	2018-12-27	1,389,285.65	1,403,498.08	1,416,898.61
	FNMA POOL #AL4195		AFS		3.50000										
MBS	3138EQCT7	3138EQCT7	1149531		2030-09-01		3,000,000.00	TIB	0.5809093400	2018-12-01	99.821999	2018-12-27	1,742,728.02	1,739,626.95	1,802,933.94
	FNMA POOL #AL7281		AFS		3.00000										
MBS	3138A7GY8	3138A7GY8	1149521		2026-02-01		2,610,000.00	TIB	0.2094557400	2018-12-01	101.110001	2018-12-27	546,679.48	552,747.63	558,517.39
	FNMA POOL #AH5614		AFS		3.50000										
MBS	31417YXZ5	31417YXZ5	1149549		2031-04-01		900,000.00	TIB	0.2049138600	2018-12-01	102.405998	2018-12-27	184,422.47	188,859.68	197,959.98
	FNMA Pool #MA0695		AFS		4.00000										
MBS	31418APG7	31418APG7	1149553		2023-01-01		1,452,000.00	TIB	0.1727974800	2018-12-01	100.518997	2018-12-27	250,901.94	252,204.11	252,771.76
	FNMA POOL #MA1322		HTM		3.00000										
MUN	413951HZ0	HARRIS CNTY TEX MUN UTIL DIST NO 304	1149570		2032-09-01		610,000.00	TIB		2018-12-01	104.855003	2018-12-20	610,000.00	639,615.52	633,669.26
			AFS		4.00000										
MUN	010268AZ3	ALABAMA FED AID HWY FIN AUTH SPL OBLIG R	1149462		2035-09-01		750,000.00	TIB		2018-12-01	115.190002	2018-12-20	750,000.00	863,925.02	838,390.94
			AFS		5.00000										
MUN	018106KFO	ALLEN TEX INDPT SCH DIST	1149463		2035-02-15		500,000.00	TIB		2018-12-01	113.801003	2018-12-20	500,000.00	569,005.02	570,554.10
			AFS		5.00000										
CMB	3137BLVZ8	FHMS KJ02 A2	1149507		2020-09-25		1,000,000.00	TIB	0.3346478320	2018-12-01	99.456551	2018-12-27	334,647.83	332,829.19	337,595.96
			AFS		2.59700										
LAMBC Totals							\$22,472,000.00						\$9,314,000.84	\$9,597,352.52	\$9,684,212.15